



OntarioMD has adopted Microsoft Teams as its official teleconferencing solution

Getting Started

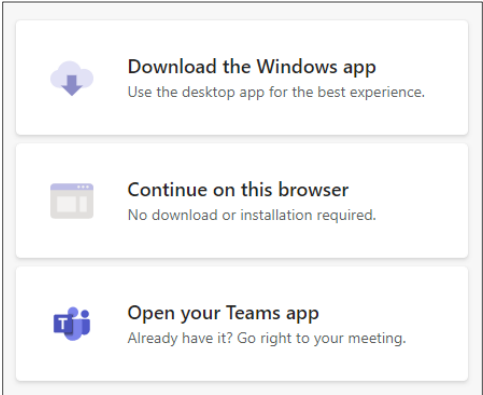
- [Watch this short video](#) and use the instructions below to help you join a Teams Meeting.

How to Join a Microsoft Teams Meeting

- Click **Join Microsoft Teams Meeting** in the meeting invitation to connect.
- If you have the Teams app installed, you will be automatically connected to the meeting.

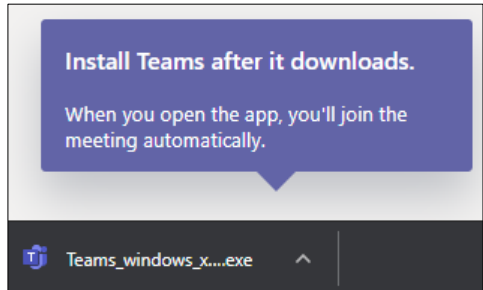
If you do not have the Teams app installed, your browser will display a page with options to:

- Download the Microsoft Teams app *or*
- Join on the web *or*
- Join using the Teams app, if already installed



Downloading the Teams App

1. Click Download the app.
2. When the download is complete, launch the program.

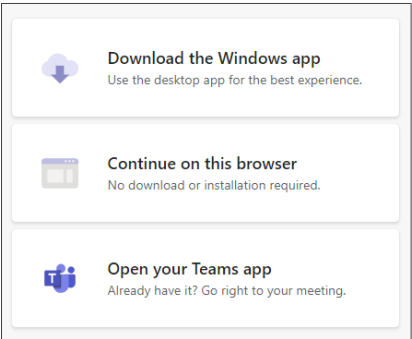


Joining via browser


This method depends on your computer’s operating system and Internet browser.

Supported Operating Systems	Supported Browsers
Windows (8.1 or later)	<ul style="list-style-type: none">• Chrome• Edge
MacOS (10.10 or later)	<ul style="list-style-type: none">• Chrome• Edge
Linux	<ul style="list-style-type: none">• Chrome

Supported browsers will display:



Unsupported browsers will display:



Options for joining the meeting also depend on your operating system and browser configuration:

- All invitees can **Download the Teams app** compatible with their operating system.
- Invitees using a supported browser can click **Continue on this browser** to connect.
- Invitees using an unsupported browser can choose to **Use Teams on Microsoft Edge**, if Edge has been installed.

Questions

Please contact the meeting organizer with any questions.