

7. Appendices

1.1 Appendix A: LHIN 1 - Erie St Clair

Number of Physicians by Vendor				
Vendor	General Practitioner	Not Specified	Specialist	Total
QHR Technologies Inc.	102	1	118	221
Telus Health Solutions	118		22	140
WELL EMR Group Inc.	13		9	22
ABELMED	3		6	9
YES Medical System	1		7	8
Alpha Global iT Inc.	3		1	4
YMS			4	4
Canada Health Systems Inc.	3			3
P & P Data Systems Inc.			1	1
Total	243	1	168	412

EMR Penetration

41.2%

HRM Penetration

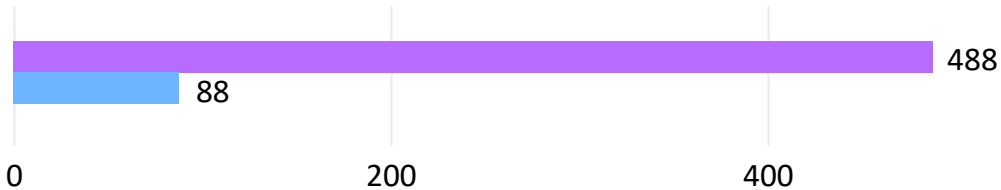
49.7%

OLIS Penetration

58.9%

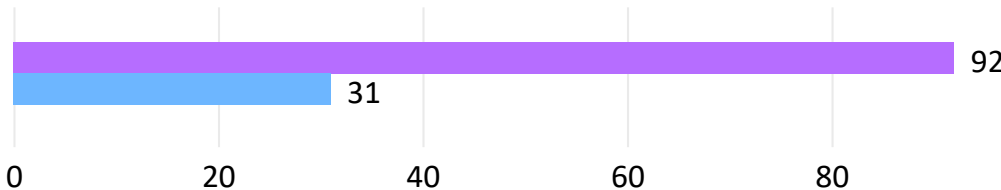
eConsult Penetration

Registered primary care providers Active primary care providers



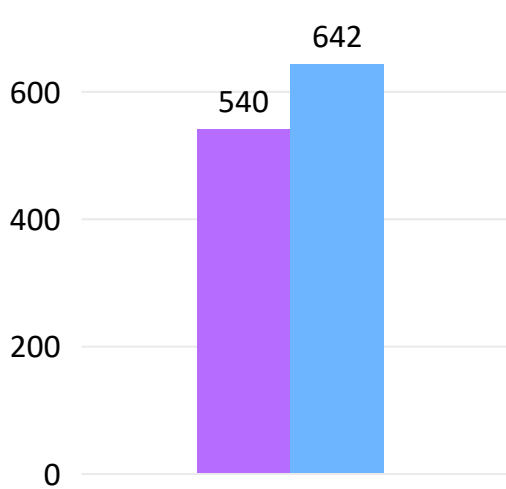
eConsult Penetration

Registered Specialists Active Specialists



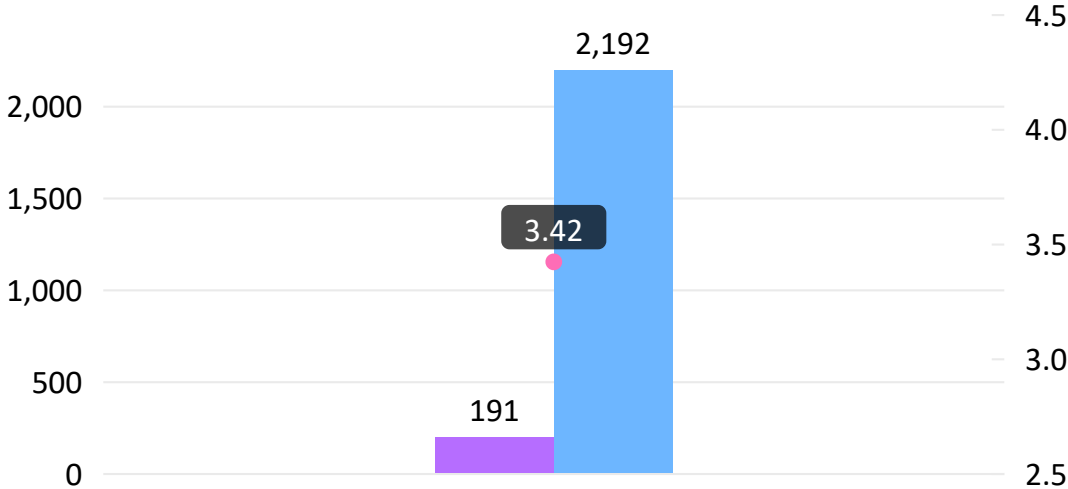
ONE ID Users by Clinicians

Nurse Physician

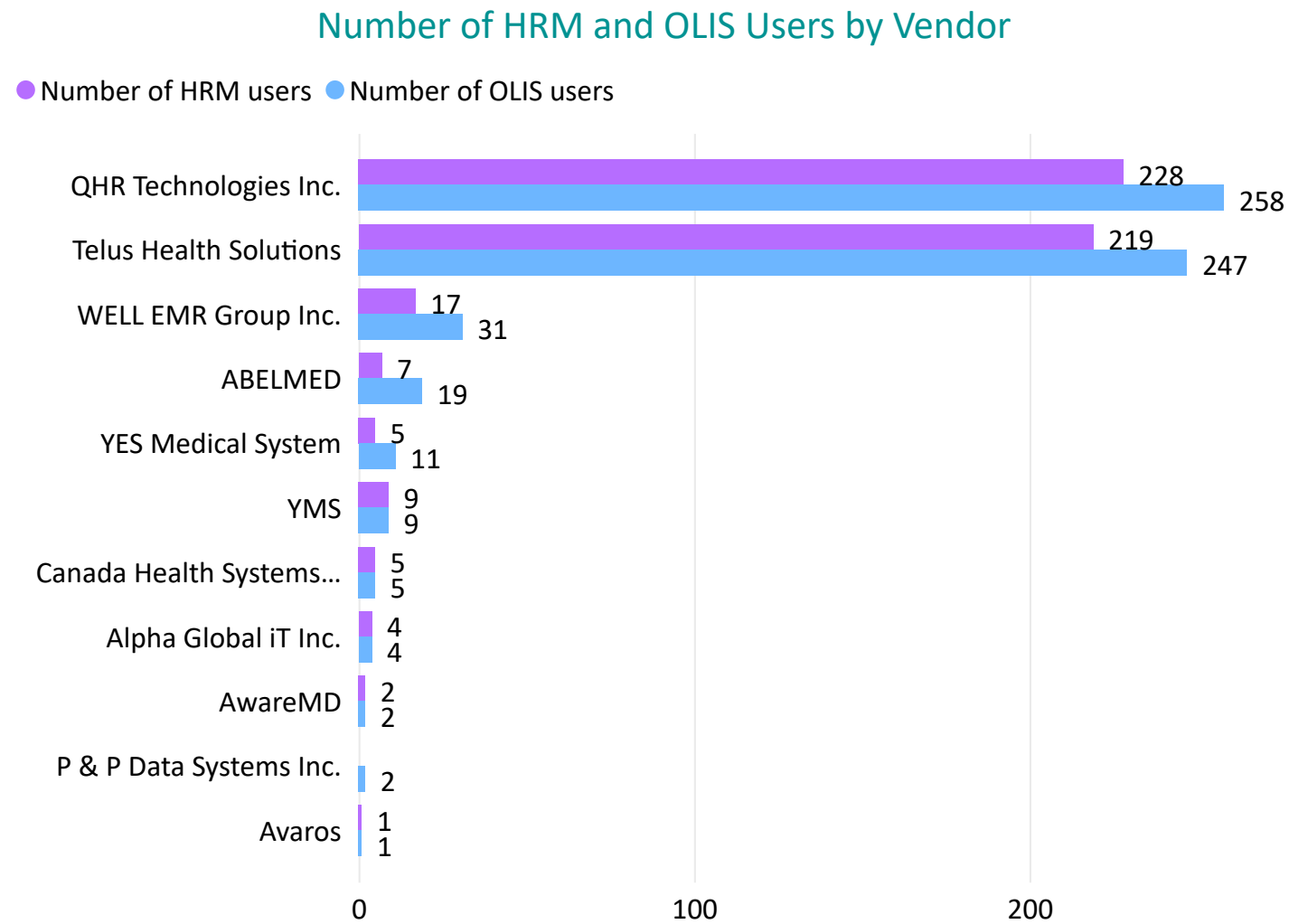


eConsults Sent

May 2021 June 2020 to May 2021 # Sent per 1000



1.1 Appendix A: LHIN 1 - Erie St Clair



Sending Facility Status

Site	HRM	eNotifications
Bluewater Health - Petrolia Site	Yes	Yes
Bluewater Health - Sarnia General Site	Yes	Yes
Erie Shores Healthcare	Yes	Yes
Hotel-Dieu Grace Healthcare	Yes	No
Maryvale	No	No
Public General Hospital Society of Chatham	Yes	Yes
Sydenham District Hospital	Yes	Yes
Windsor Regional Hospital - Metropolitan	Yes	Yes
Windsor Regional Hospital - Ouellette Campus	Yes	Yes

Number of Physicians Live on Dashboard

28 dashboard users

1.2 Appendix B: LHIN 2 - South West

Vendor	General Practitioner	Not Specified	Specialist	Total
Telus Health Solutions	390	1	71	462
QHR Technologies Inc.	313	2	134	449
WELL EMR Group Inc.	40		14	54
ABELMED	11		6	17
Avaros	7			7
Canada Health Systems Inc.	4		3	7
Alpha Global iT Inc.			3	3
P & P Data Systems Inc.	1			1
Total	766	3	231	1000

EMR Penetration

44.1%

HRM Penetration

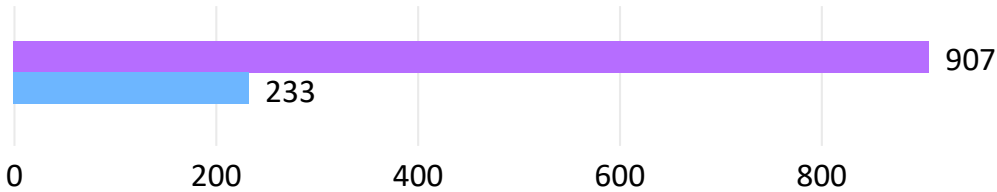
34.2%

OLIS Penetration

58.5%

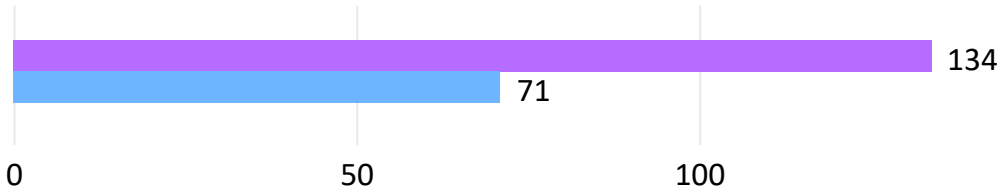
eConsult Penetration

Registered primary care providers Active primary care providers



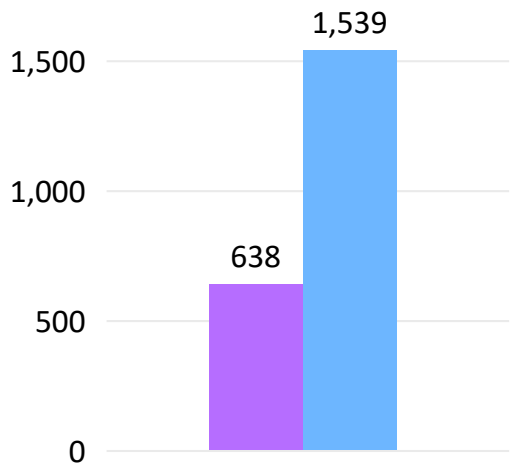
eConsult Penetration

Registered Specialists Active Specialists



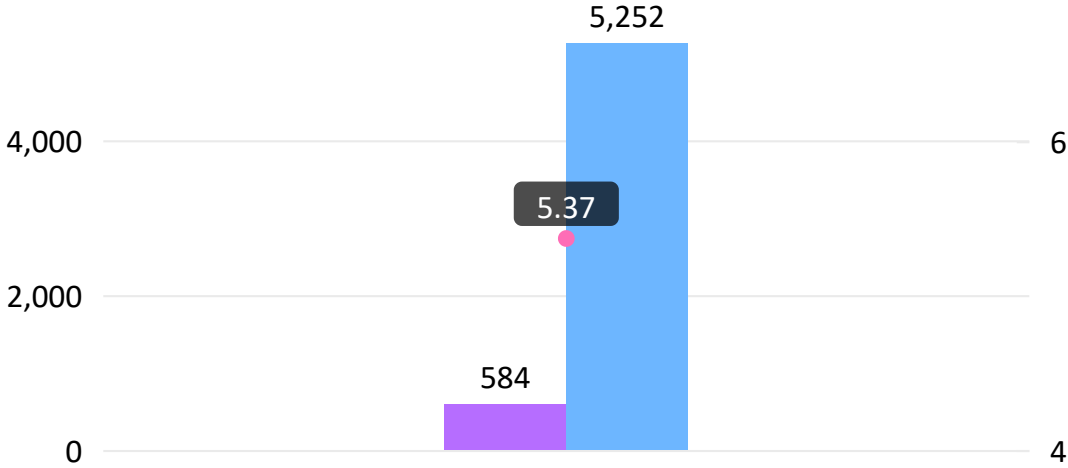
ONE ID Users by Clinicians

Nurse Physician

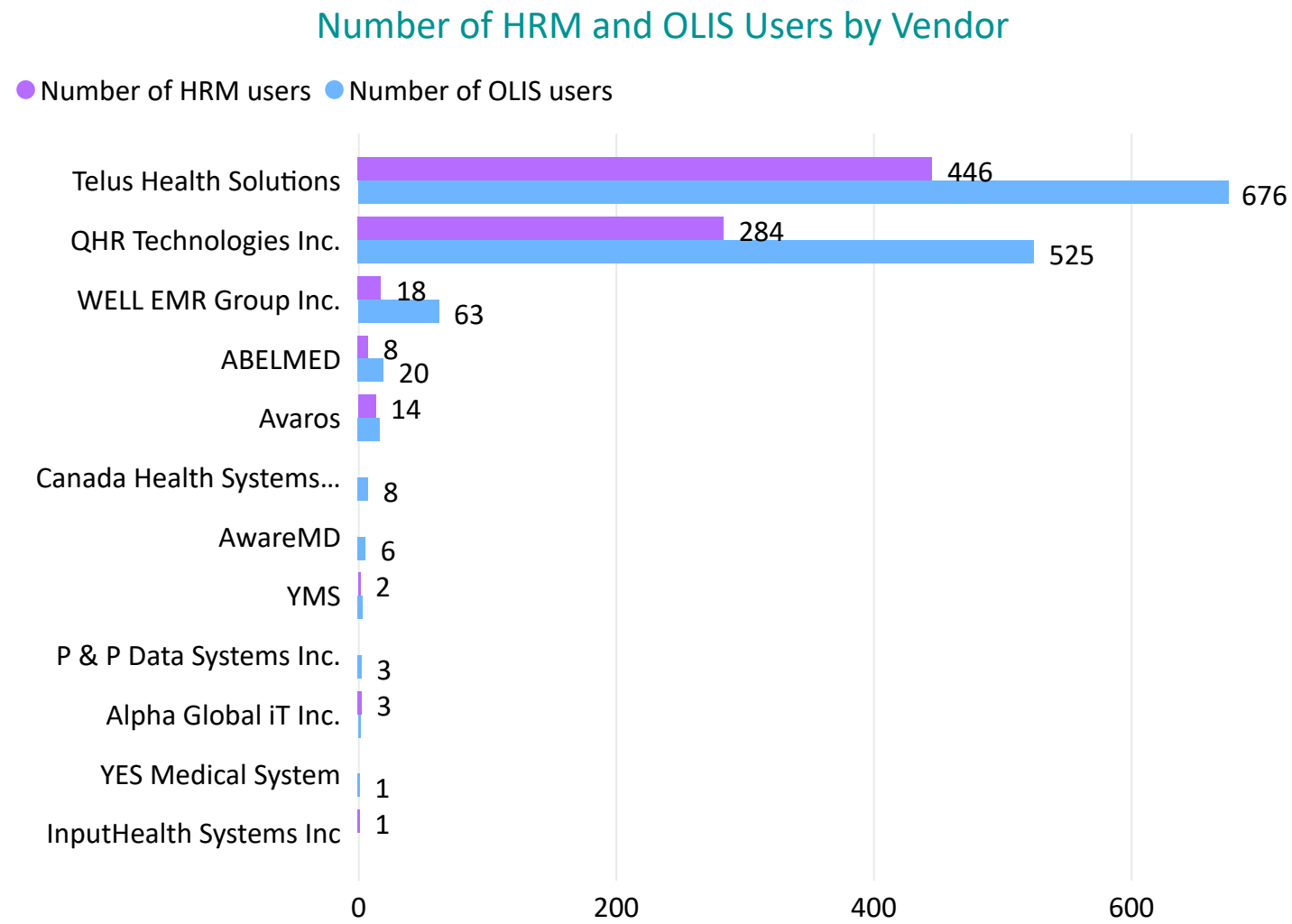


eConsults Sent

May 2021 June 2020 to May 2021 # Sent per 1000



1.2 Appendix B: LHIN 2 - South West



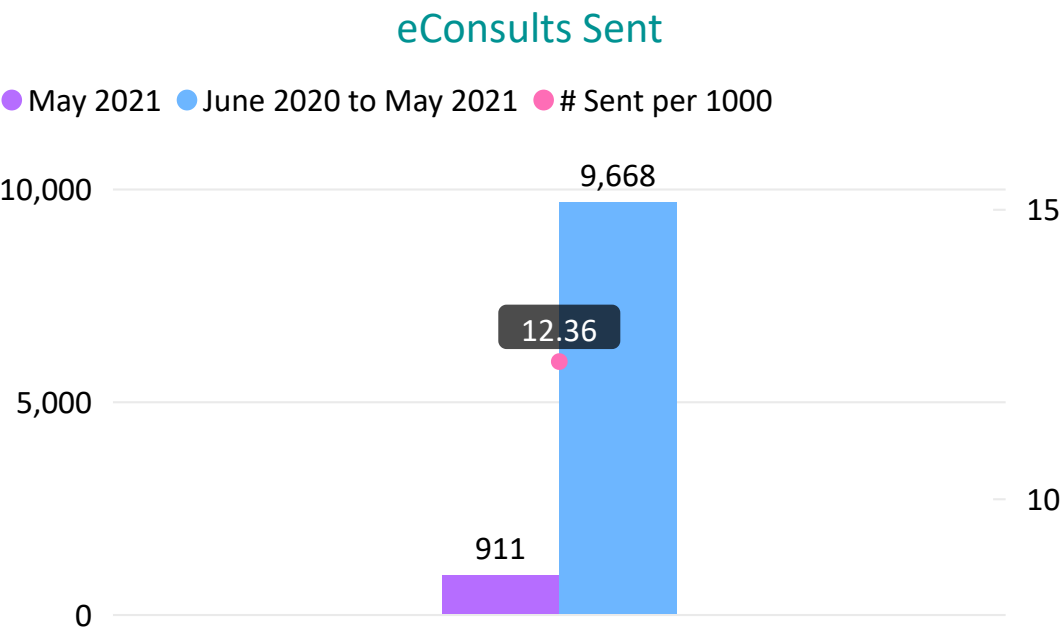
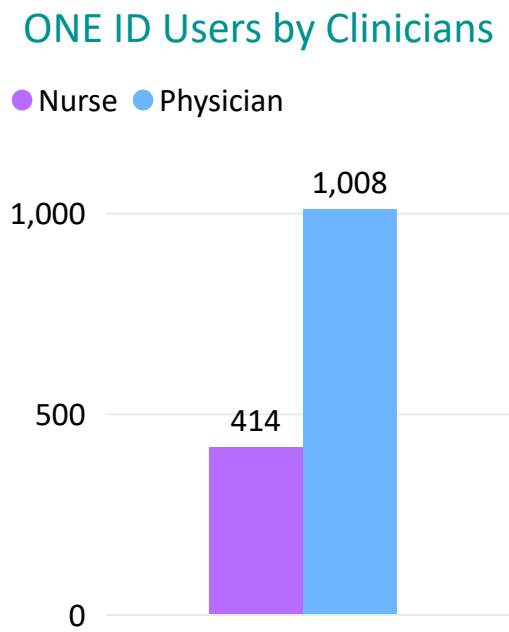
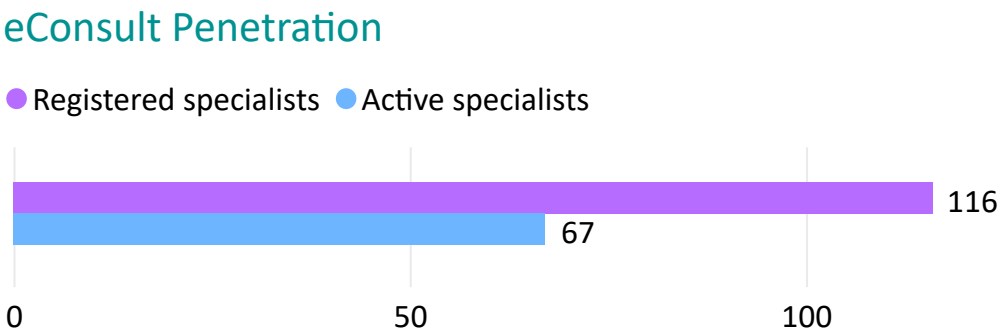
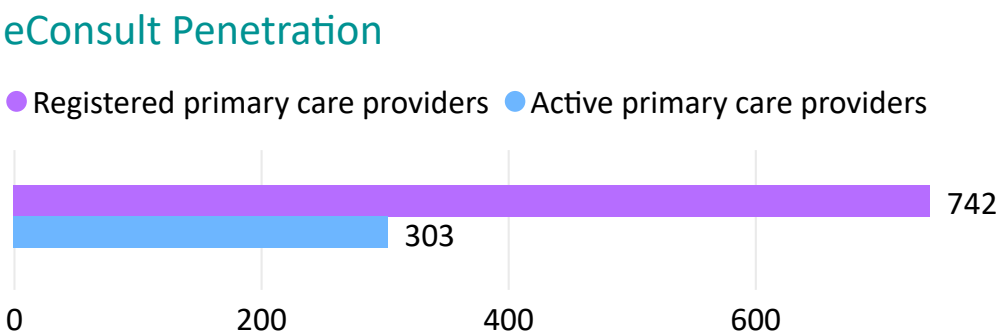
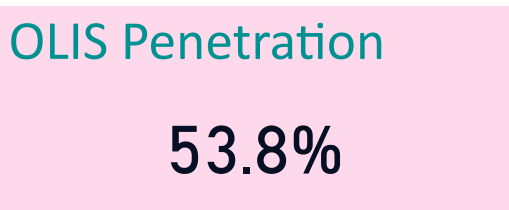
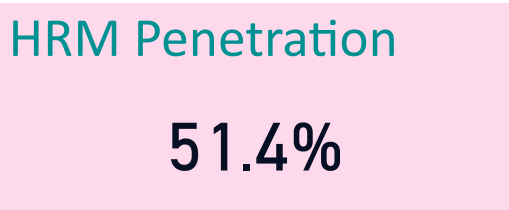
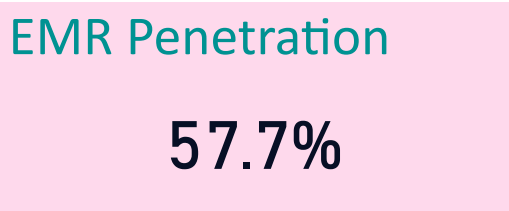
Number of Physicians Live on Dashboard

100 dashboard users

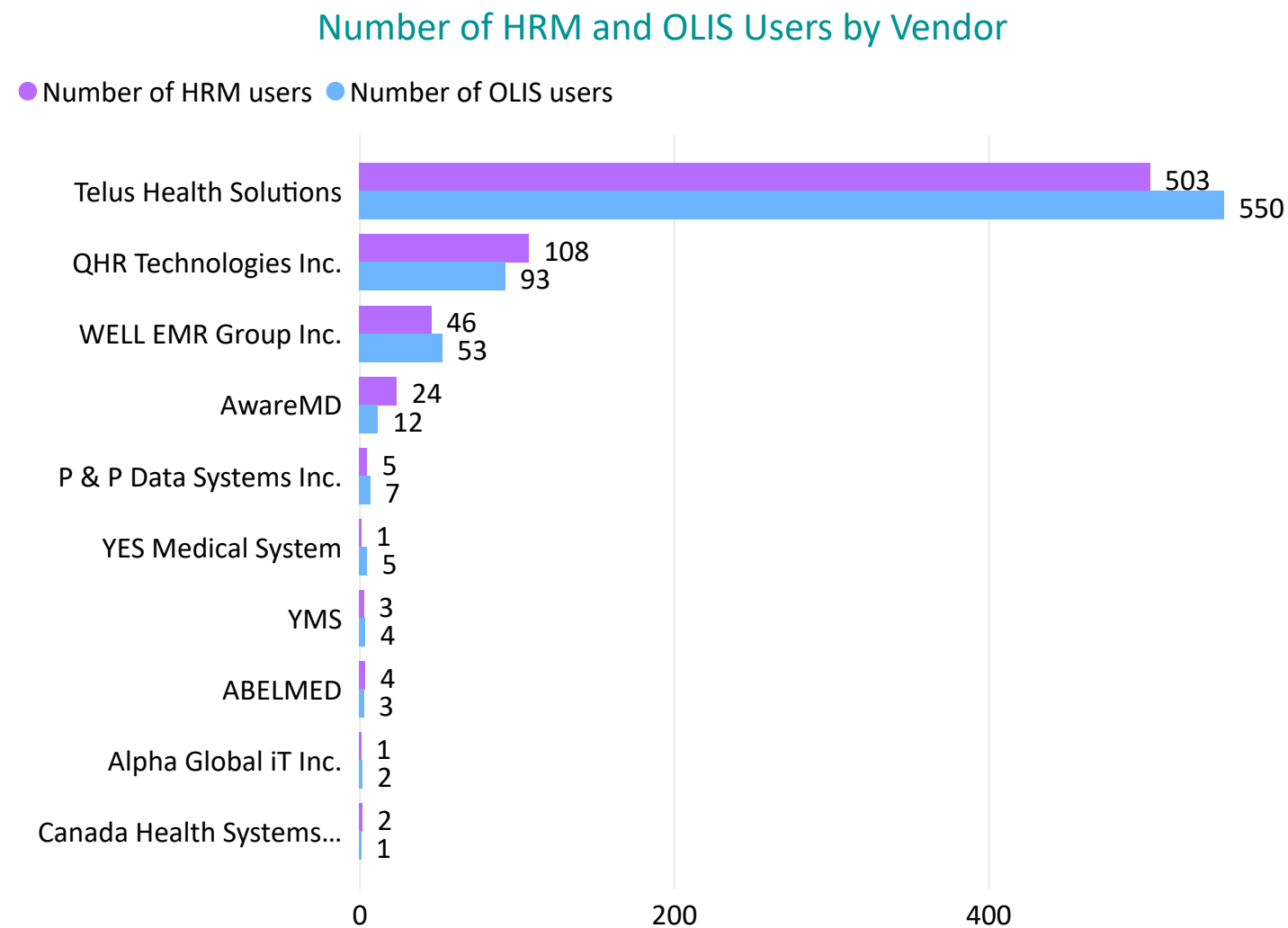
Sending Facility Status	
Site	
HRM	eNotifications
Alexandra Hospital	Yes Yes
Alexandra Marine and General Hospital	Yes Yes
Clinton Public Hospital	Yes Yes
Four Counties Health Services Corp.	Yes Yes
Grey Bruce Health Services - Lions Head	Yes Yes
Grey Bruce Health Services - Markdale Site	Yes Yes
Grey Bruce Health Services - Meaford Site	Yes Yes
Grey Bruce Health Services - Owen Sound	Yes Yes
Grey Bruce Health Services - Southampton	Yes Yes
Grey Bruce Health Services - Wiarton Site	Yes Yes
Hanover And District Hospital	Yes Yes
Listowel Memorial Hospital	Yes Yes
London Health Sciences Centre - University Hospital	Yes Yes
London Health Sciences Centre - Victoria Hospital	Yes Yes
Seaforth Community Hospital	Yes Yes
South Bruce Grey Health Centre - Chesley	Yes Yes
South Bruce Grey Health Centre - Durham	Yes Yes
South Bruce Grey Health Centre - Kincardine	Yes Yes
South Bruce Grey Health Centre - Walkerton	Yes Yes
South Huron Hospital	Yes Yes
St. Marys Memorial Hospital	Yes Yes
St. Thomas-Elgin General Hospital	Yes Yes
St..Joseph's Health Care, London	Yes Yes
St..Joseph's Health Care, London - Parkwood	Yes No
St..Joseph's Health Care, London – St. Thomas	Yes No
Stratford General Hospital	Yes Yes
Strathroy Middlesex General Hospital	Yes Yes
Tillsonburg District Memorial Hospital	Yes Yes
Wingham and District Hospital	Yes Yes
Woodstock General Hospital Trust	Yes Yes

1.3 Appendix C: LHIN 3 - Waterloo Wellington

Vendor	General Practitioner	Not Specified	Specialist	Total
Telus Health Solutions	475	1	51	527
QHR Technologies Inc.	19		96	115
WELL EMR Group Inc.	38		35	73
AwareMD			24	24
P & P Data Systems Inc.	23		1	24
ABELMED	3		4	7
YMS			6	6
Canada Health Systems Inc.	2		2	4
Alpha Global iT Inc.	1		1	2
YES Medical System			1	1
Total	561	1	221	783



1.3 Appendix C: LHIN 3 - Waterloo Wellington



Sending Facility Status

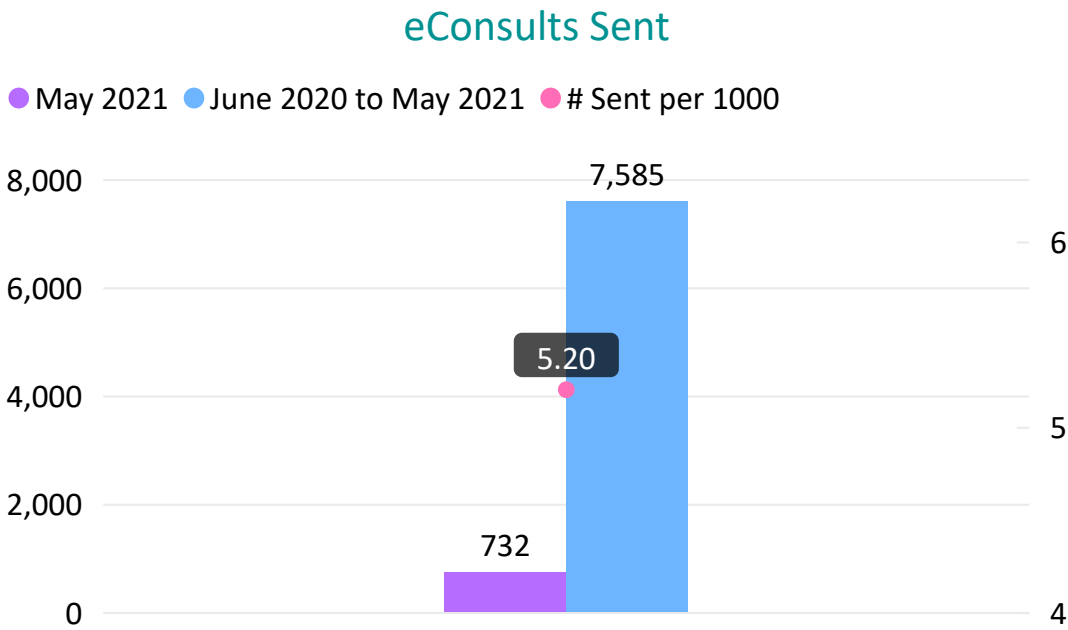
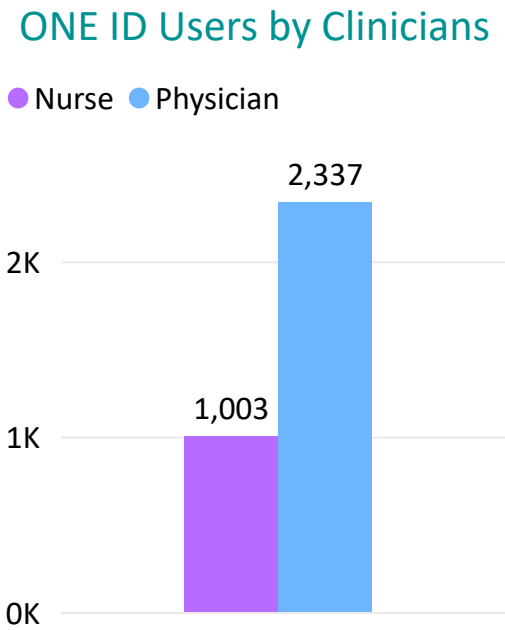
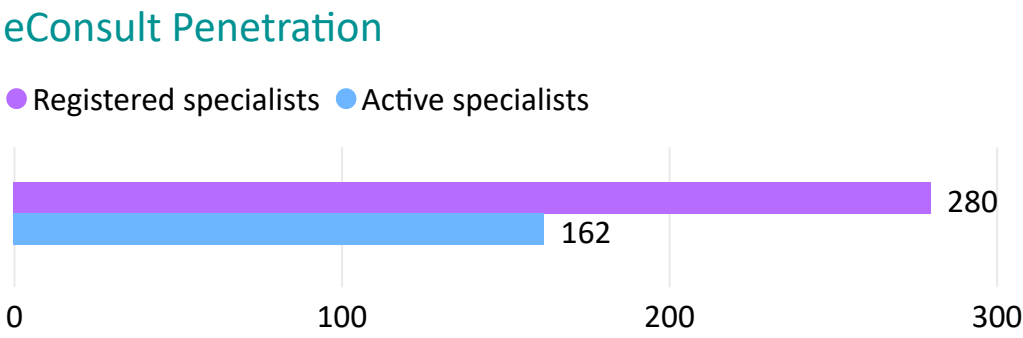
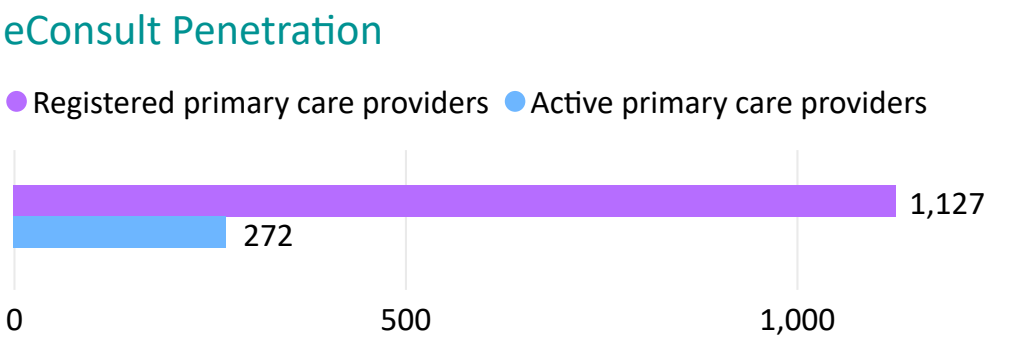
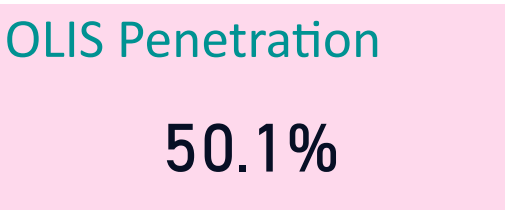
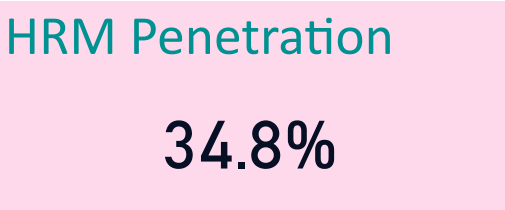
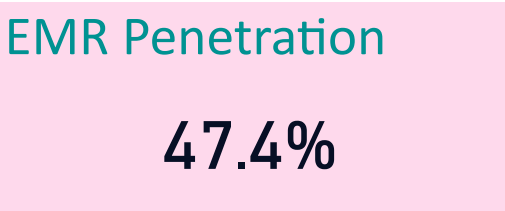
Site	HRM	eNotifications
Cambridge Memorial Hospital	Yes	Yes
Grand River Hospital Corp. - Freeport Site	Yes	No
Grand River Hospital Corp. - Waterloo Site	Yes	No
Groves Memorial Community Hospital	Yes	No
Guelph General Hospital	Yes	No
Homewood Health Centre Inc.	Yes	No
North Wellington Health Care - Mount Forest	Yes	No
North Wellington Health Care - Palmerston	Yes	No
St. Joseph's Health Centre, Guelph	Yes	No
St. Mary's General Hospital	Yes	Yes

Number of Physicians Live on Dashboard

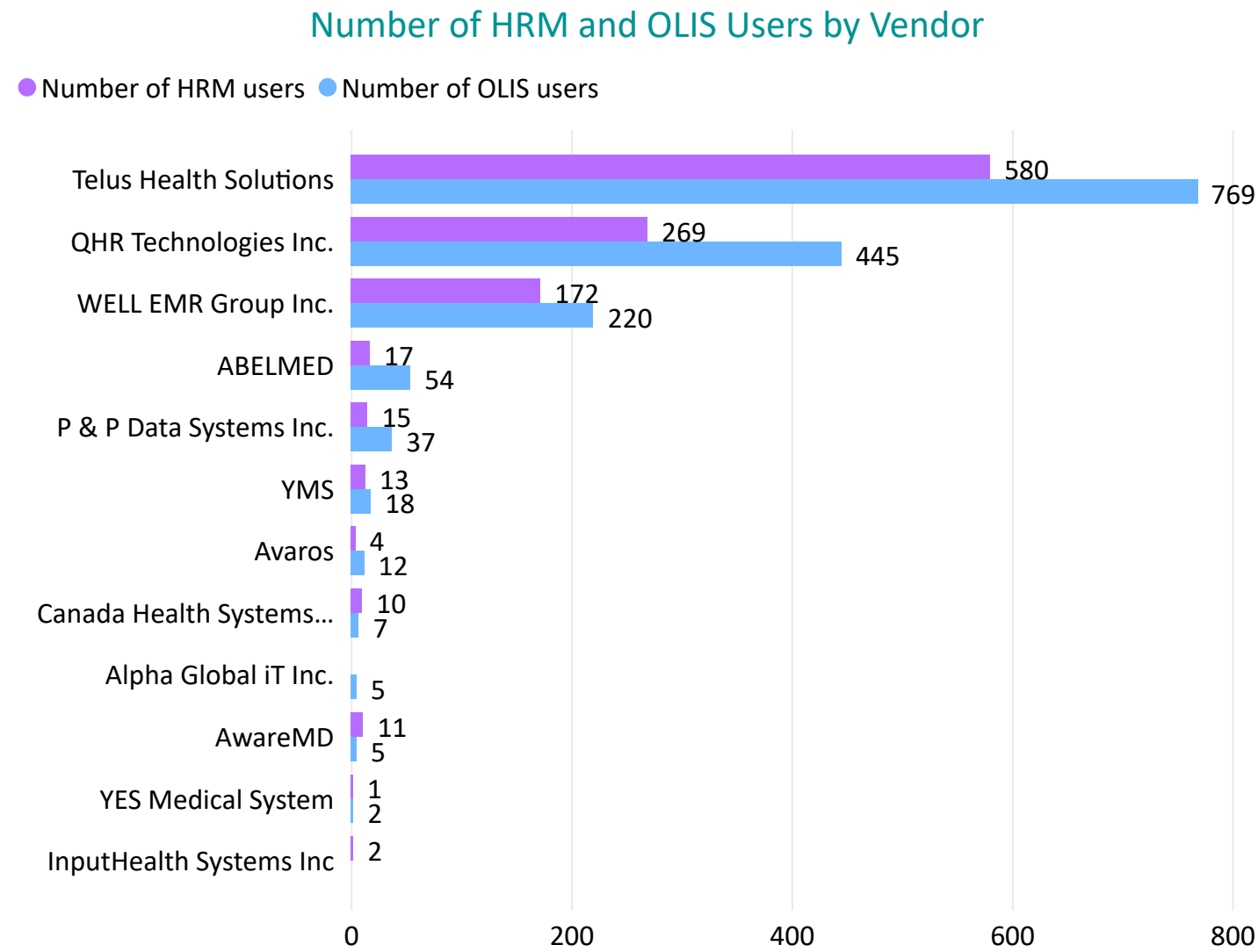
68 dashboard users

1.4 Appendix D: LHIN 4 - Hamilton Niagara

Vendor	General Practitioner	Not Specified	Specialist	Total
Telus Health Solutions	565	2	85	652
QHR Technologies Inc.	142	1	295	438
WELL EMR Group Inc.	166	1	85	252
ABELMED	27		36	63
P & P Data Systems Inc.	35		7	42
Canada Health Systems Inc.	13		4	17
YMS	1		11	12
AwareMD			5	5
Avaros	1		3	4
YES Medical System	1		1	2
InputHealth Systems Inc			1	1
Total	951	4	533	1488



1.4 Appendix D: LHIN 4 - Hamilton Niagara



Number of Physicians Live on Dashboard

182 dashboard users

Sending Facility Status

Site	HRM	eNotifications
Brant Community Healthcare System - Brantford	Yes	Yes
Brant Community Healthcare System - Willet	Yes	No
Haldimand War Memorial Hospital	Yes	Yes
Hamilton Health Sciences Corp. - General	Yes	Yes
Hamilton Health Sciences Corp. - Juravinski Cancer Centre	Yes	No
Hamilton Health Sciences Corp. - Juravinski Hospital	Yes	Yes
Hamilton Health Sciences Corp. - McMaster Children's Hospital	Yes	No
Hamilton Health Sciences Corp. - McMaster University Medical Centre	Yes	Yes
Hamilton Health Sciences Corp. - Regional Rehabilitation Centre	Yes	No
Hamilton Health Sciences Corp. - Ron Joyce Children's Health Centre	Yes	No
Hamilton Health Sciences Corp. - St. Peter's Hospital	Yes	Yes
Hamilton Health Sciences Corp. - West End Clinic/Urgent Care Centre	Yes	Yes
Hamilton Health Sciences Corp. - West Lincoln Memorial Hospital	Yes	Yes
Joseph Brant Hospital	Yes	Yes
Niagara Health System - Fort Erie Douglas	Yes	Yes
Niagara Health System - Greater Niagara	Yes	Yes
Niagara Health System - Port Colborne Site	Yes	Yes
Niagara Health System - St. Catharines General	Yes	Yes
Niagara Health System - Welland County	Yes	Yes
Norfolk General Hospital	Yes	Yes
Religious Hospital of St. Joseph-Hotel Dieu	Yes	No
St. Joseph's Health Care System Hamilton - Charlton Campus	Yes	Yes
St. Joseph's Health Care System Hamilton - King Campus	Yes	Yes
St. Joseph's Health Care System Hamilton - West 5th Campus	Yes	Yes
West Haldimand General Hospital	Yes	Yes

1.5 Appendix E: LHIN 5 - Central West

Vendor	General Practitioner	Not Specified	Specialist	Total
QHR Technologies Inc.	146		130	276
WELL EMR Group Inc.	172		74	246
Telus Health Solutions	165	2	35	202
P & P Data Systems Inc.	59	1	4	64
Canada Health Systems Inc.	32		16	48
ABELMED	16		5	21
Alpha Global iT Inc.	2			2
YES Medical System	2			2
YMS	1		1	2
Avaros	1			1
AwareMD			1	1
Total	596	3	266	865

EMR Penetration

67.2%

HRM Penetration

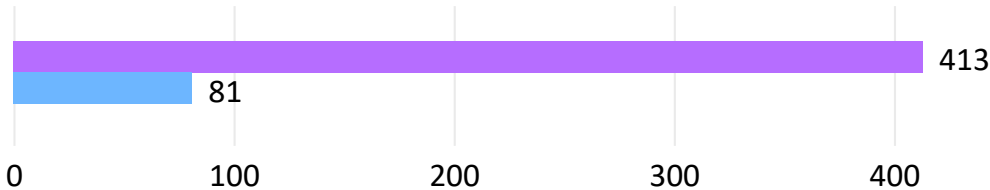
48.0%

OLIS Penetration

61.0%

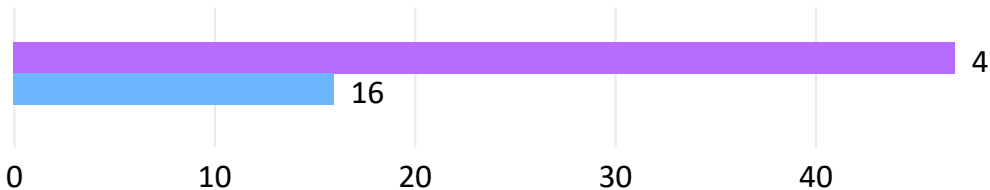
eConsult Penetration

Registered primary care providers Active primary care providers



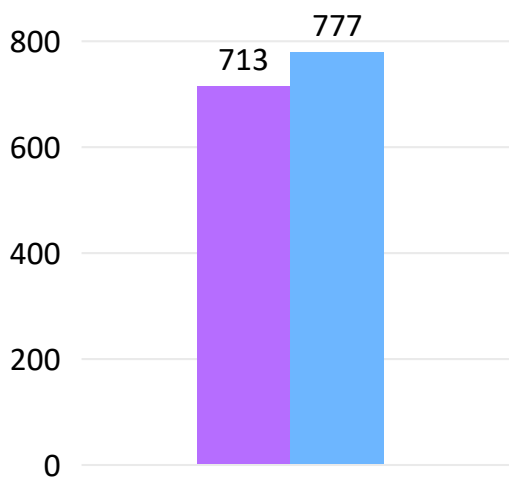
eConsult Penetration

Registered specialists Active specialists



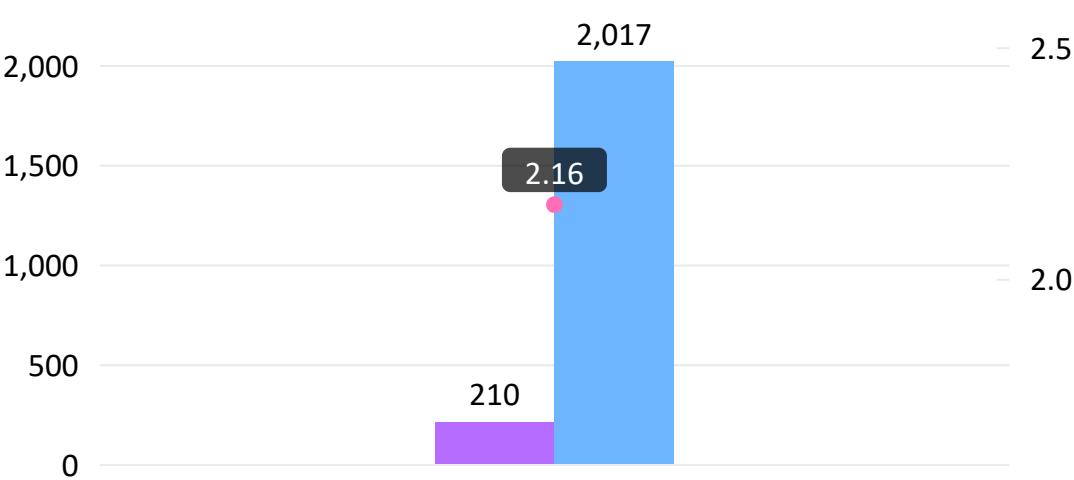
ONE ID Users by Clinicians

Nurse Physician

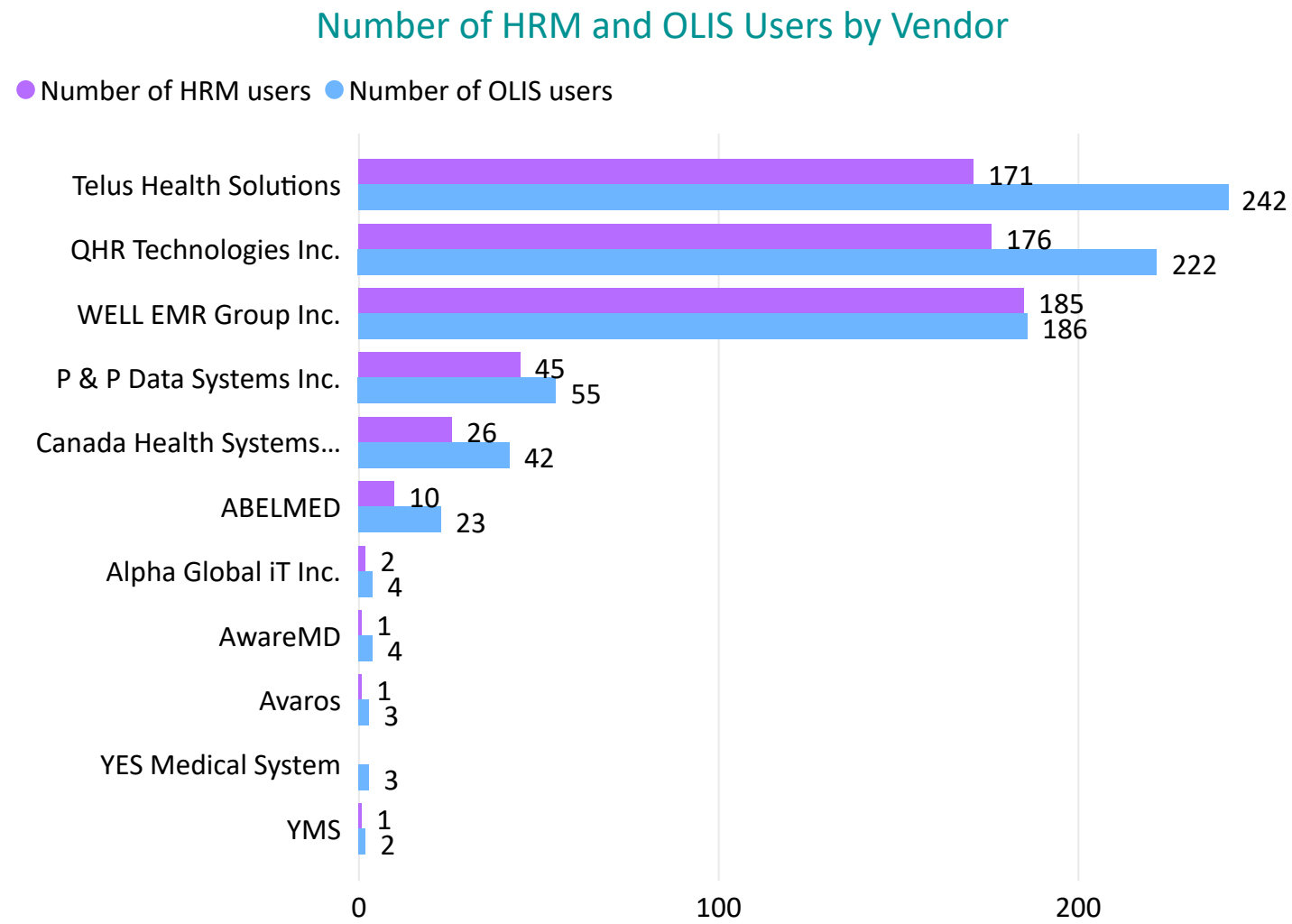


eConsults Sent

May 2021 June 2020 to May 2021 # Sent per 1000



1.5 Appendix E: LHIN 5 - Central West



Sending Facility Status

Site	HRM	eNotifications
Headwaters Health Care Centre - Dufferin	Yes	Yes
William Osler Health System - Civic Site	Yes	No
William Osler Health System - Etobicoke	Yes	No
William Osler Health System - Peel Memorial	Yes	No

Number of Physicians Live on Dashboard

49 dashboard users

1.6 Appendix F: LHIN 6 - Mississauga Halton

Vendor	General Practitioner	Not Specified	Specialist	Total
Telus Health Solutions	301	2	72	375
QHR Technologies Inc.	190		153	343
WELL EMR Group Inc.	239	2	57	298
ABELMED	19		24	43
Canada Health Systems Inc.	24		2	26
Avaros	14	3	4	21
AwareMD			20	20
P & P Data Systems Inc.	14		5	19
InputHealth Systems Inc	1		3	4
Alpha Global iT Inc.	1		2	3
YES Medical System	3			3
YMS	1		2	3
Total	807	7	344	1158

EMR Penetration

51.5%

HRM Penetration

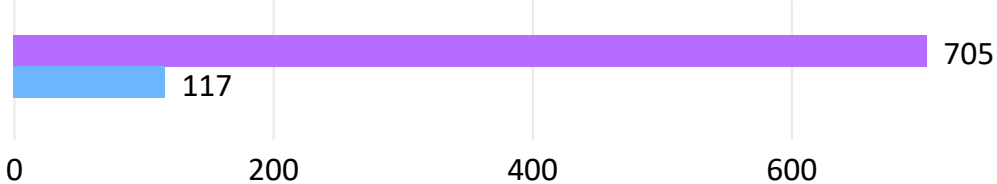
42.6%

OLIS Penetration

50.9%

eConsult Penetration

Registered primary care providers Active primary care providers



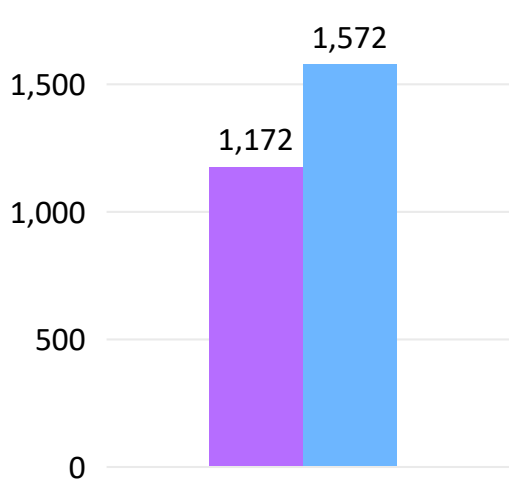
eConsult Penetration

Registered Specialists Active Specialists



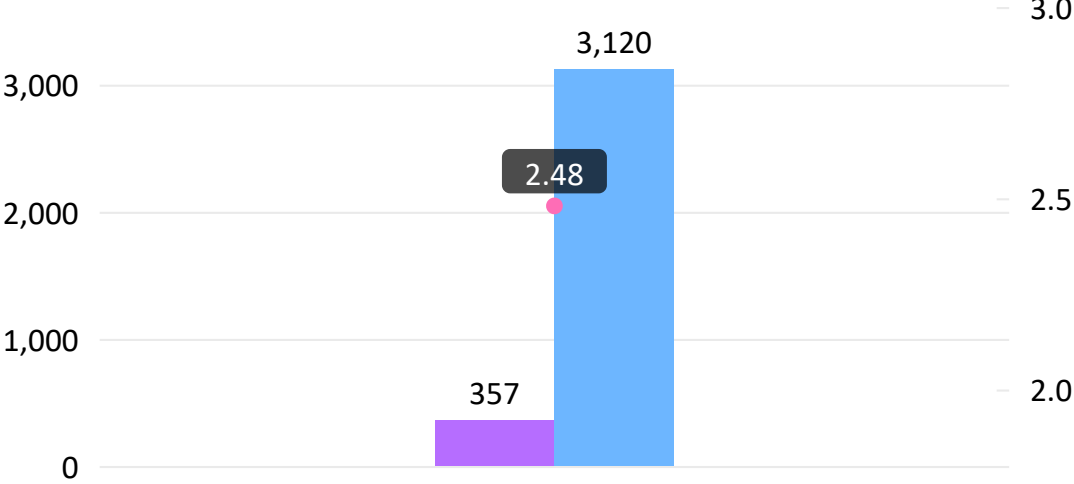
ONE ID Users by Clinicians

Nurse Physician

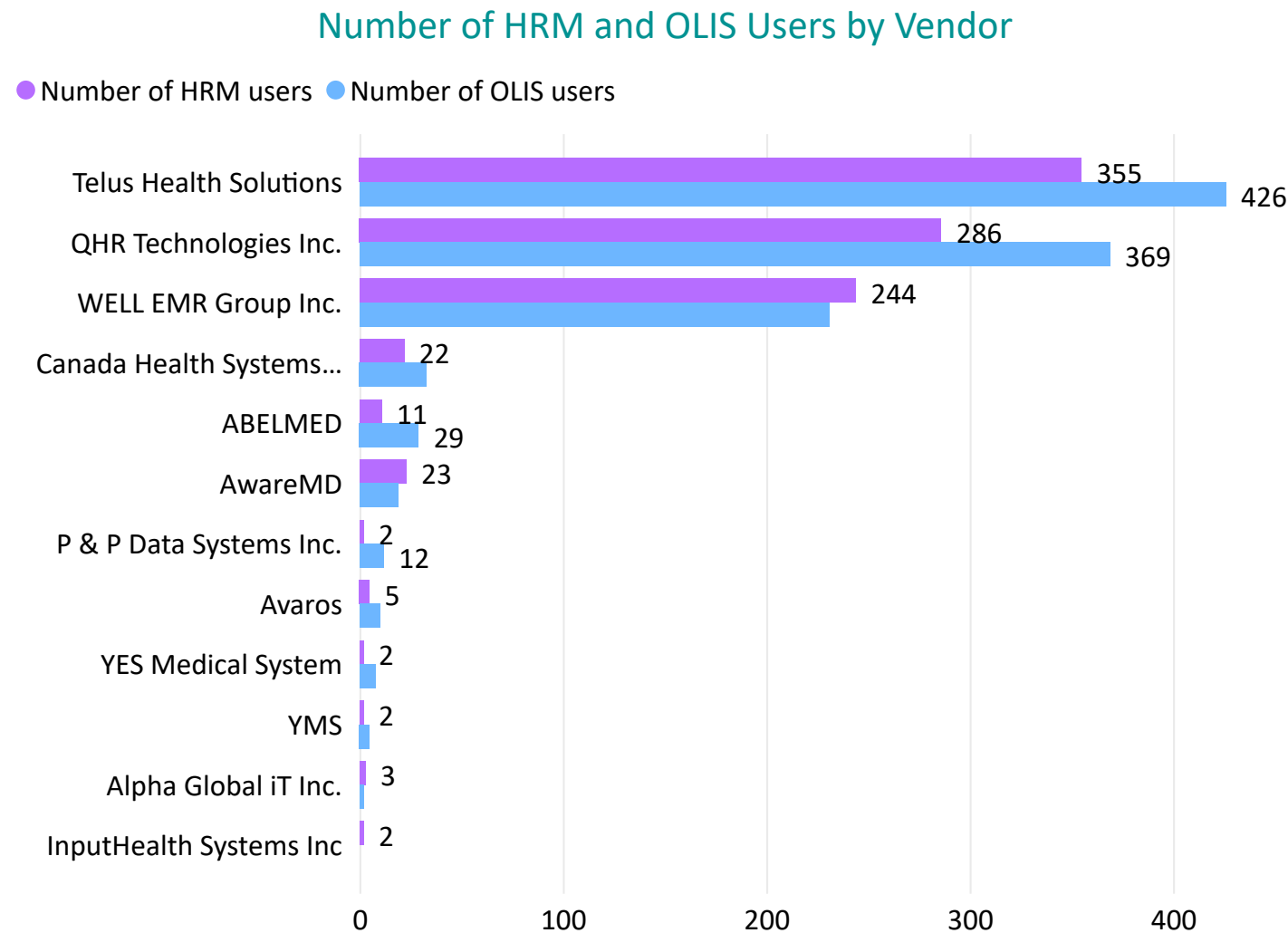


eConsults Sent

May 2021 June 2020 to May 2021 # Sent per 1000



1.6 Appendix F: LHIN 6 - Mississauga Halton



Sending Facility Status

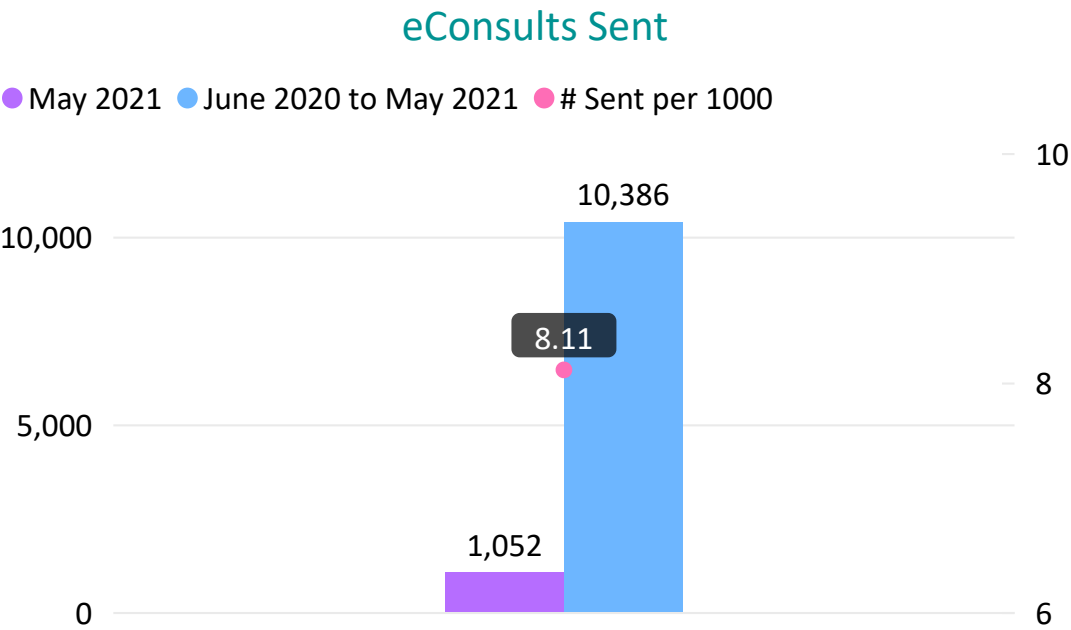
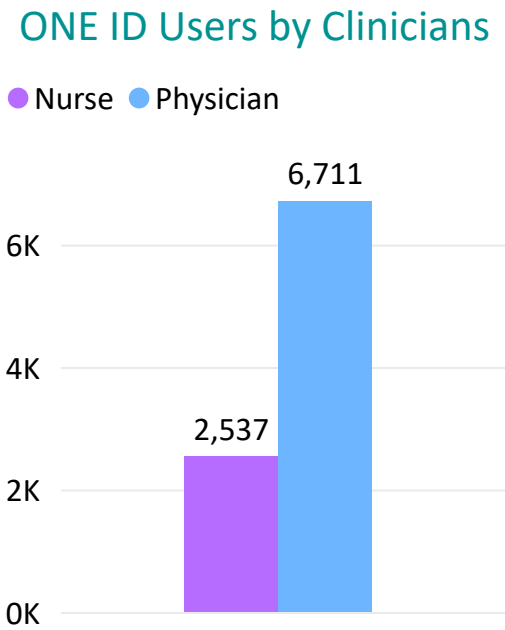
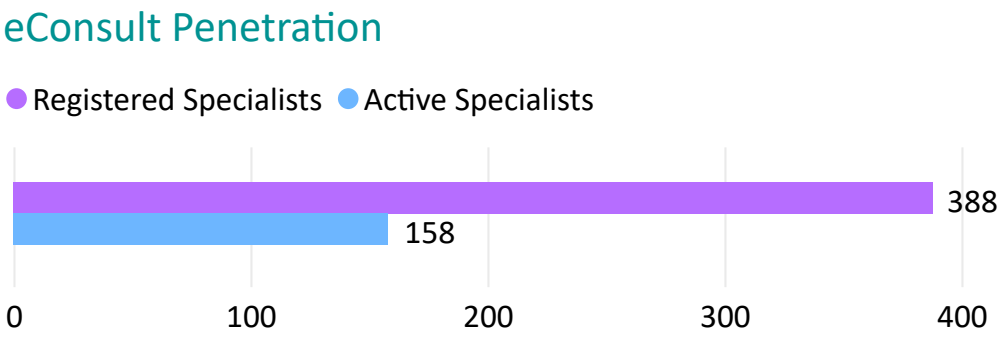
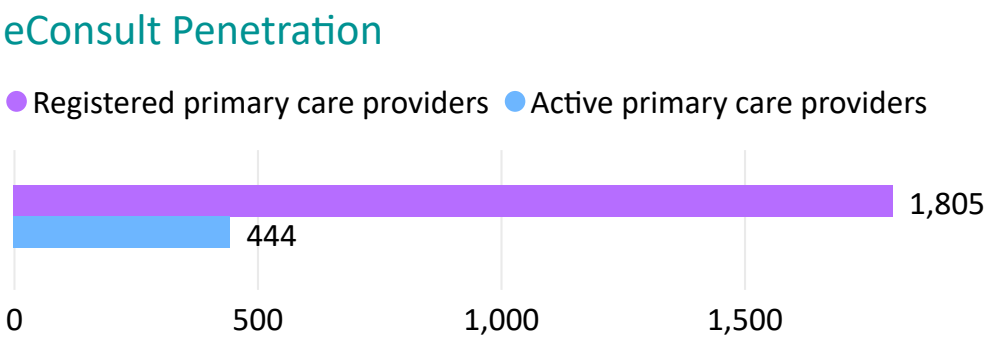
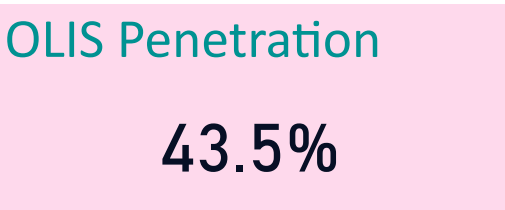
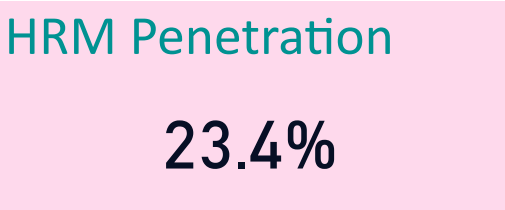
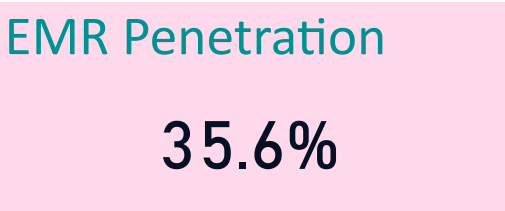
Site	HRM	eNotifications
Halton Healthcare Services Corp. - Georgetown	Yes	No
Halton Healthcare Services Corp. - Milton	Yes	No
Halton Healthcare Services Corp. - Oakville	Yes	No
Trillium Health Partners - Credit Valley	Yes	No
Trillium Health Partners - Mississauga Site	Yes	No
Trillium Health Partners - Queensway Health	Yes	No

Number of Physicians Live on Dashboard

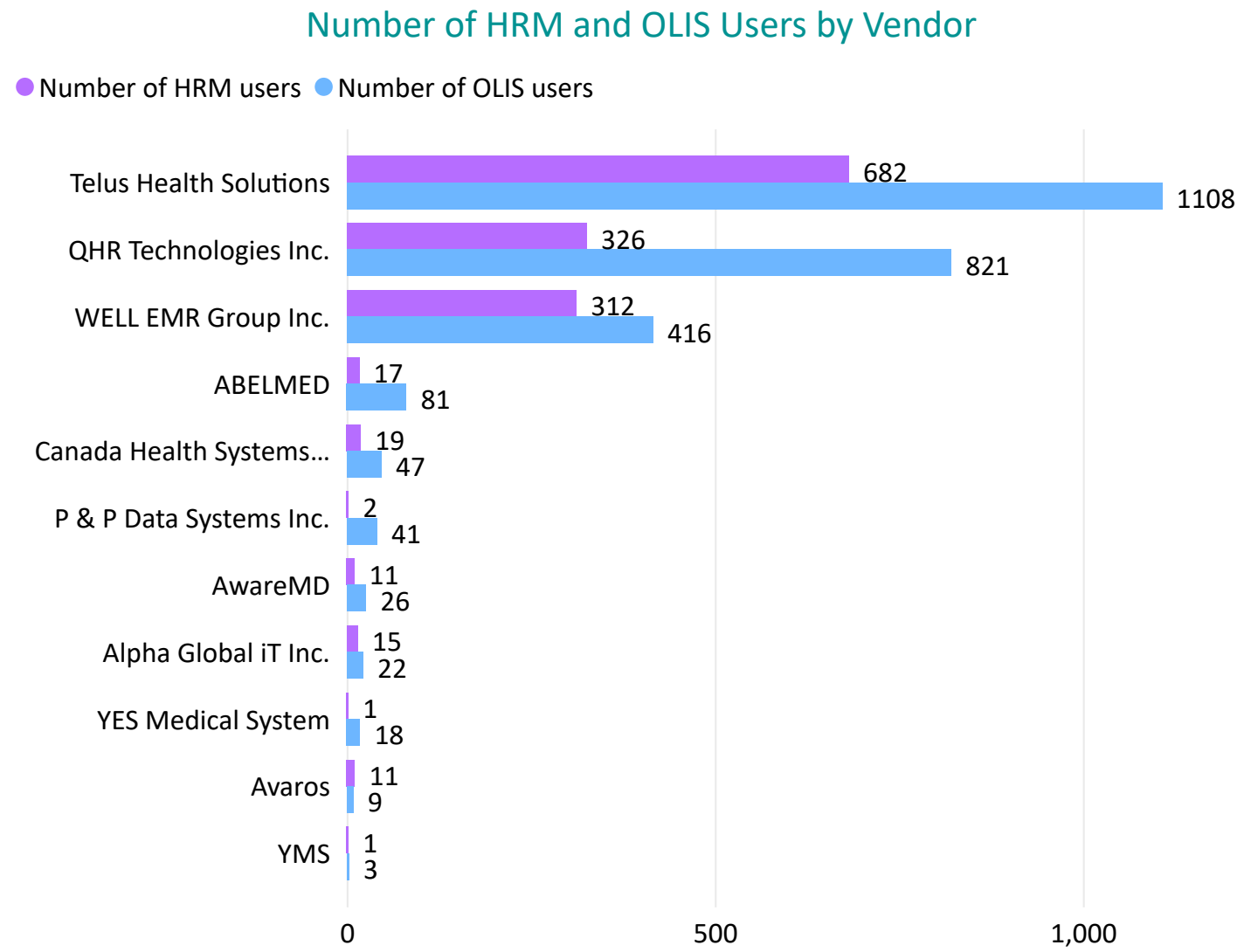
82 dashboard users

1.7 Appendix G: LHIN 7 - Toronto Central

Vendor ▲	General Practitioner	Not Specified	Specialist	Total
ABELMED	25		44	69
Alpha Global iT Inc.	12		2	14
Avaros	3		1	4
AwareMD			5	5
Canada Health Systems Inc.	53		11	64
InputHealth Systems Inc	2		1	3
P & P Data Systems Inc.	27		15	42
QHR Technologies Inc.	173		426	599
Telus Health Solutions	658	3	190	851
WELL EMR Group Inc.	328		129	457
YES Medical System	3		11	14
YMS	1	1	2	4
Total	1285	4	837	2126



1.7 Appendix G: LHIN 7 - Toronto Central



Number of Physicians Live on Dashboard

157 dashboard users

Sending Facility Status

Site	HRM	eNotifications
Baycrest Hospital (North York)	Yes	No
Casey House Hospice	No	No
Centre For Addiction & Mental Health - College Street Site	Yes	No
Centre For Addiction & Mental Health - Queen Street Site	Yes	No
Holland Bloorview Kids Rehab Hospital	No	No
Hospital for Sick Children (The)	No	Yes
Providence Healthcare	No	No
Runnymede Healthcare Centre	No	No
Salvation Army Toronto Grace Health Centre	No	No
Sinai Health System - Bridgepoint Site	Yes	No
Sinai Health System - Mount Sinai Site	Yes	Yes
St Michael's Hospital	Yes	Yes
St. Joseph's Health Centre - Toronto	Yes	Yes
Sunnybrook Health Sciences Centre	Yes	No
Sunnybrook Health Sciences Centre – Orthopaedic Surgery	Yes	No
Sunnybrook Health Sciences Centre – St. John's Rehab	No	No
Toronto East Health Network - Michael Garron Hospital	Yes	Yes
University Health Network - Bickle Centre	Yes	No
University Health Network - General Site	Yes	Yes
University Health Network - Hillcrest	Yes	No
University Health Network - Lyndhurst Centre	Yes	No
University Health Network - Princess Margaret Cancer Centre	Yes	Yes
University Health Network – Toronto Western Site	Yes	Yes
West Park Healthcare Centre (York City)	Yes	No
Women's College Hospital	No	No

1.8 Appendix H: LHIN 8 - Central

Vendor	General Practitioner	Not Specified	Specialist	Total
QHR Technologies Inc.	266		245	511
Telus Health Solutions	378	1	126	505
WELL EMR Group Inc.	259		94	353
ABELMED	41		42	83
P & P Data Systems Inc.	60		10	70
Canada Health Systems Inc.	33		21	54
AwareMD			33	33
YES Medical System	2		12	14
YMS	5		5	10
Alpha Global iT Inc.	2		1	3
Total	1046	1	589	1636

EMR Penetration

46.9%

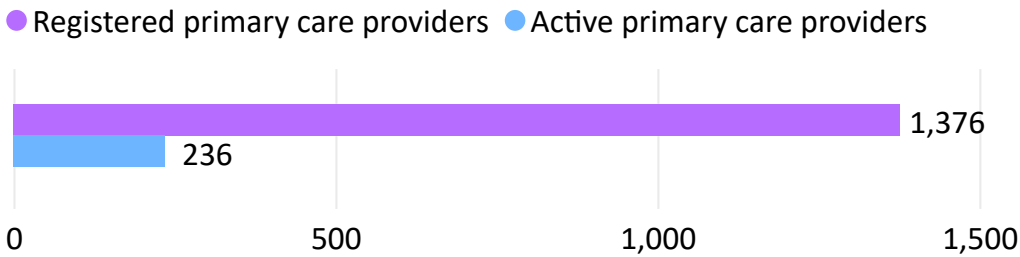
HRM Penetration

43.5%

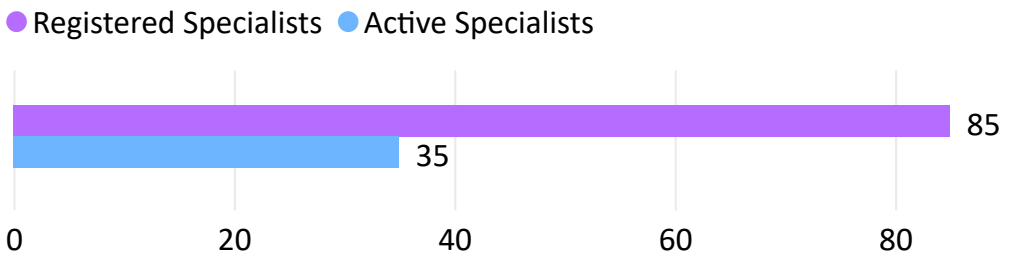
OLIS Penetration

51.5%

eConsult Penetration

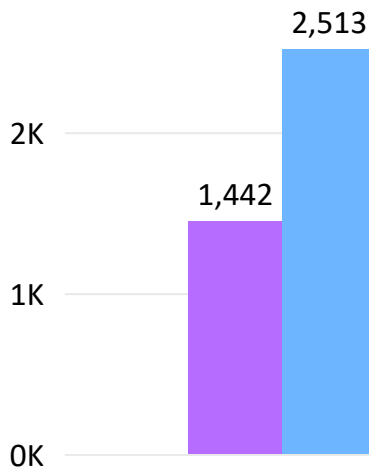


eConsult Penetration



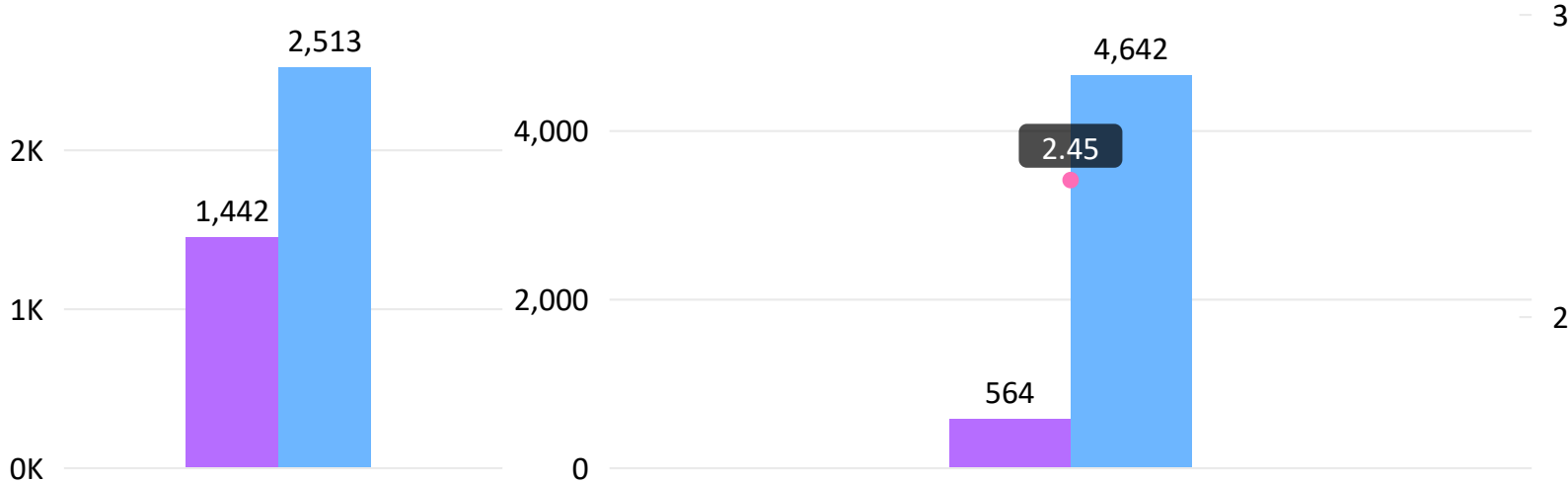
ONE ID Users by Clinicians

● Nurse ● Physician

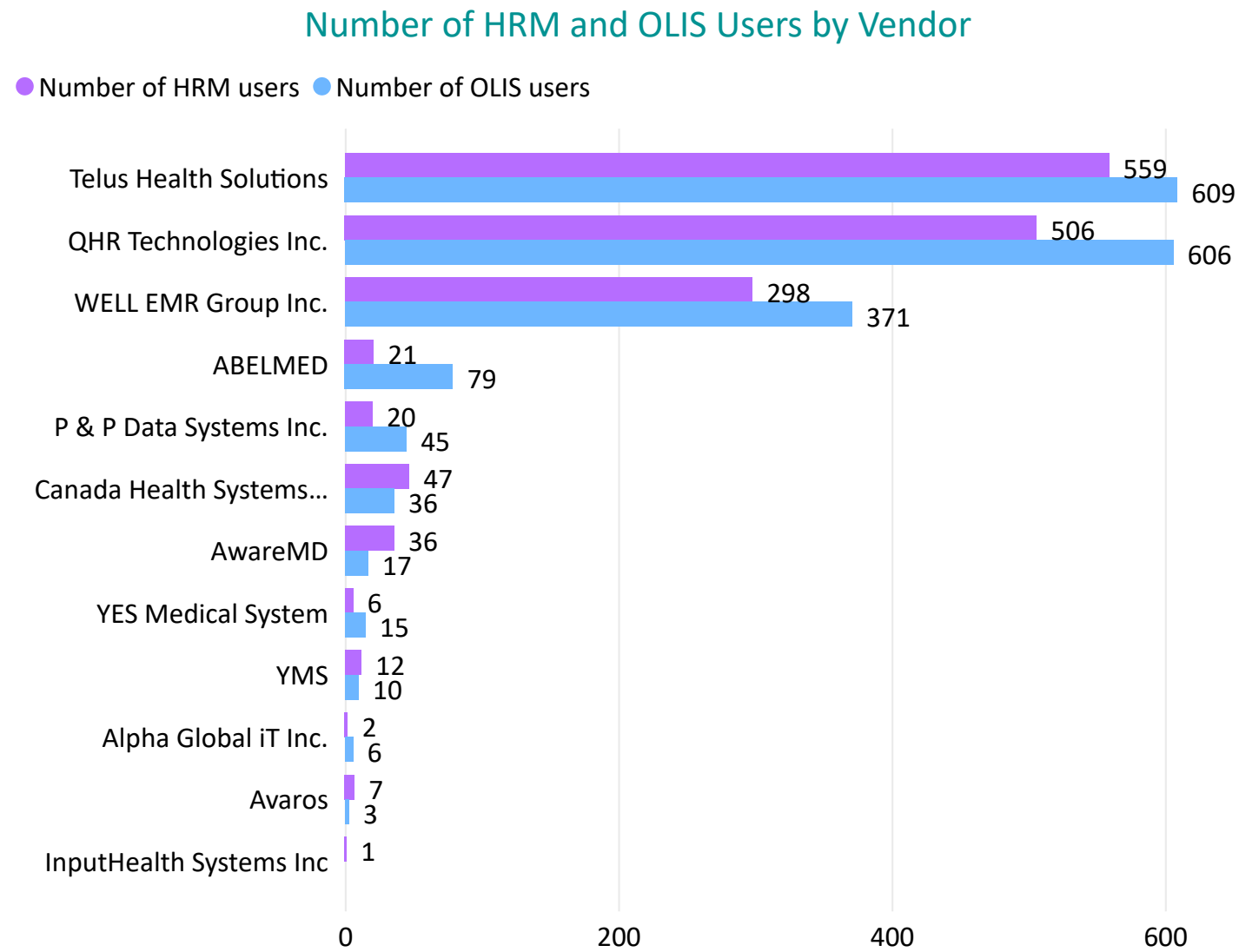


eConsults Sent

● May 2021 ● June 2020 to May 2021 ● # Sent per 1000



1.8 Appendix H: LHIN 8 - Central



Sending Facility Status

Site	HRM	eNotifications
Don Mills Surgical Unit	No	No
Humber River Hospital - Wilson Site	Yes	No
Mackenzie Health - Richmond Hill Hospital	No	Yes
Mackenzie Health - Vaughan Hospital	Yes	Yes
Markham Stouffville Hospital	Yes	Yes
Markham Stouffville Hospital - Uxbridge Site	Yes	Yes
North York General Hospital - Branson Site	Yes	No
North York General Hospital - General Site	Yes	Yes
Shouldice Hospital	No	No
Southlake Regional Health Centre	Yes	Yes
Stevenson Memorial Hospital Alliston	Yes	Yes

Number of Physicians Live on Dashboard

154 dashboard users

1.9 Appendix I: LHIN 9 - Central East

Vendor	General Practitioner	Not Specified	Specialist	Total
Telus Health Solutions	458		128	586
QHR Technologies Inc.	129		163	292
WELL EMR Group Inc.	188	2	80	270
Canada Health Systems Inc.	45		13	58
P & P Data Systems Inc.	52		6	58
ABELMED	24		27	51
YMS	6		7	13
YES Medical System	2		7	9
Alpha Global iT Inc.	3		2	5
Total	907	2	433	1342

EMR Penetration

53.5%

HRM Penetration

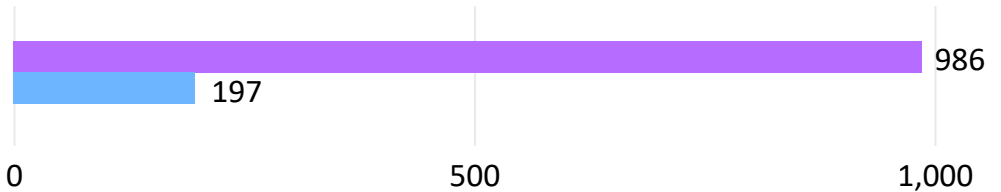
50.0%

OLIS Penetration

57.7%

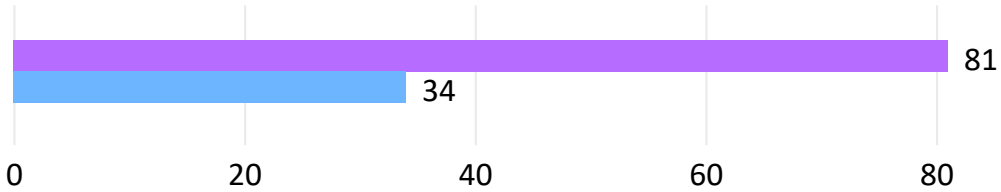
eConsult Penetration

Registered primary care providers Active primary care providers



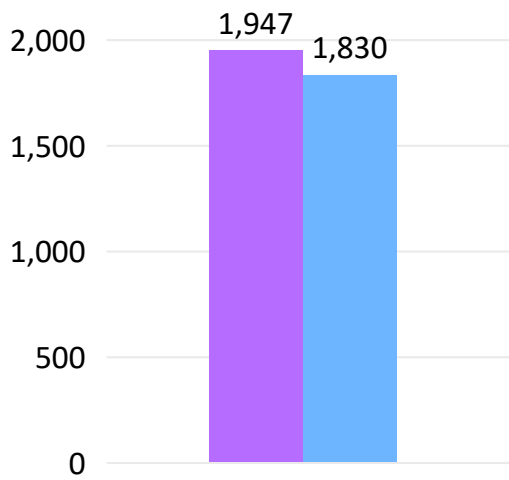
eConsult Penetration

Registered Specialists Active Specialists



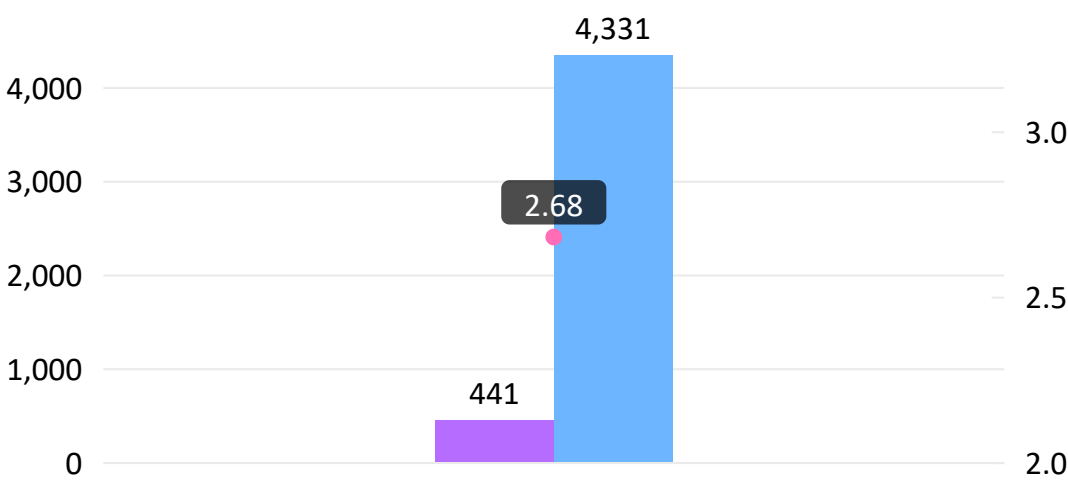
ONE ID Users by Clinicians

Nurse Physician

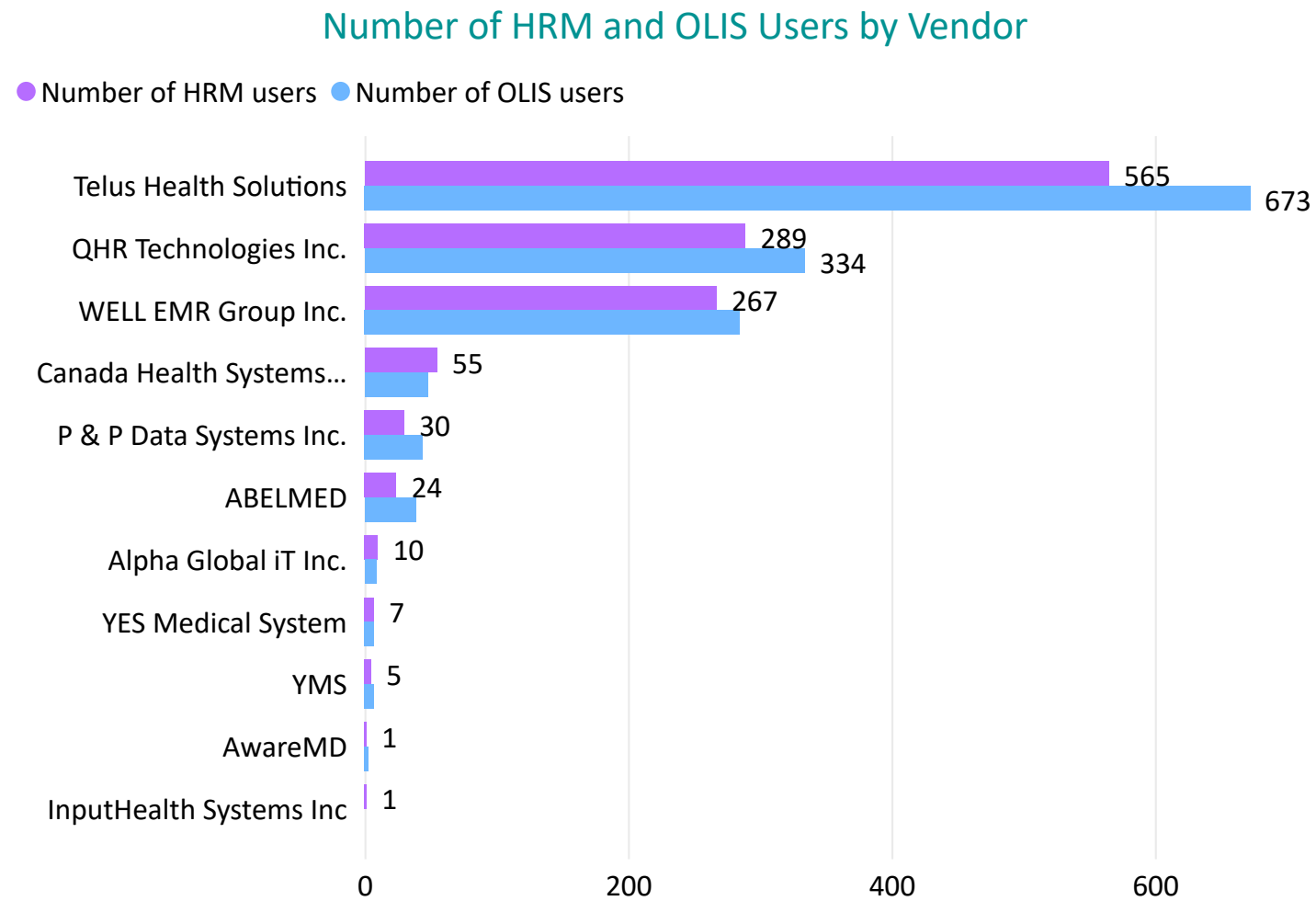


eConsults Sent

May 2021 June 2020 to May 2021 # Sent per 1000



1.9 Appendix I: LHIN 9 - Central East



Sending Facility Status

Site	HRM	eNotifications
Campbellford Memorial Hospital	Yes	Yes
Haliburton Highlands Health Service Corp. - Haliburton	Yes	Yes
Haliburton Highlands Health Service Corp. - Minden	Yes	Yes
Lakeridge Health - Ajax Pickering Hospital	Yes	Yes
Lakeridge Health – Bowmanville Hospital	Yes	Yes
Lakeridge Health - Oshawa Hospital	Yes	Yes
Lakeridge Health - Port Perry Hospital	Yes	Yes
Lakeridge Health - Whitby Hospital	Yes	No
Northumberland Hills Hospital	Yes	Yes
Ontario Shores Centre for Mental Health Sciences	Yes	Yes
Peterborough Regional Health Centre	Yes	Yes
Ross Memorial Hospital	Yes	Yes
Scarborough Health Network - Birchmount	Yes	Yes
Scarborough Health Network - Centenary	Yes	Yes
Scarborough Health Network - General	Yes	Yes

Number of Physicians Live on Dashboard

128 dashboard users

1.10 Appendix J: LHIN 10 - South East

Vendor	General Practitioner	Specialist	Total
Telus Health Solutions	304	28	332
QHR Technologies Inc.	45	55	100
WELL EMR Group Inc.	83	14	97
ABELMED		8	8
AwareMD		5	5
P & P Data Systems Inc.	3	1	4
Canada Health Systems Inc.	2		2
YMS		1	1
Total	437	112	549

EMR Penetration

43.1%

HRM Penetration

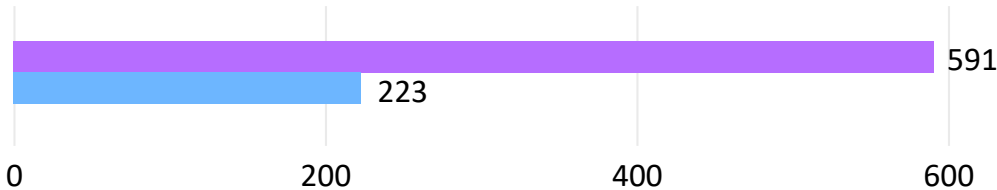
33.0%

OLIS Penetration

55.3%

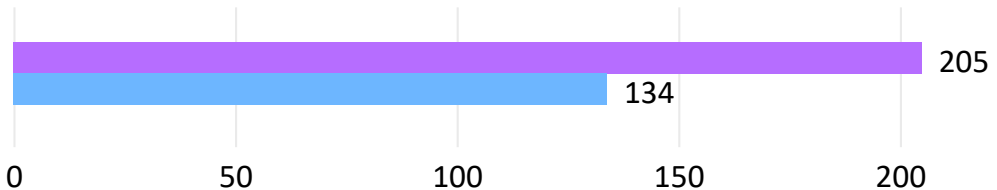
eConsult Penetration

Registered primary care providers Active primary care providers



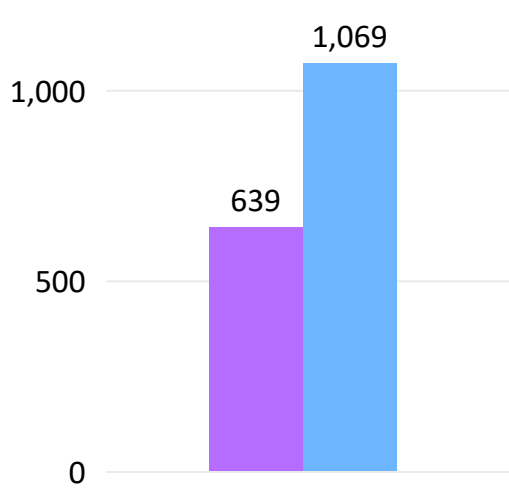
eConsult Penetration

Registered Specialists Active Specialists



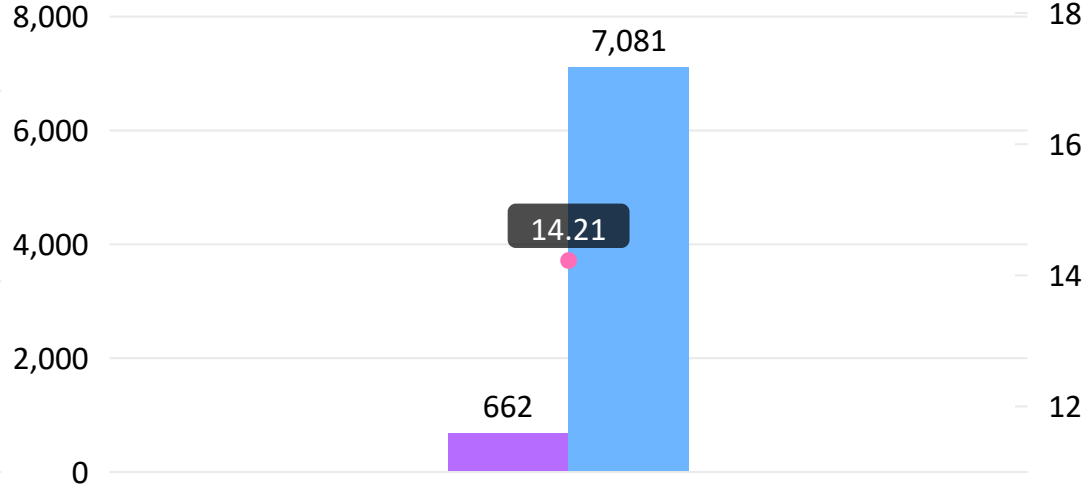
ONE ID Users by Clinicians

Nurse Physician

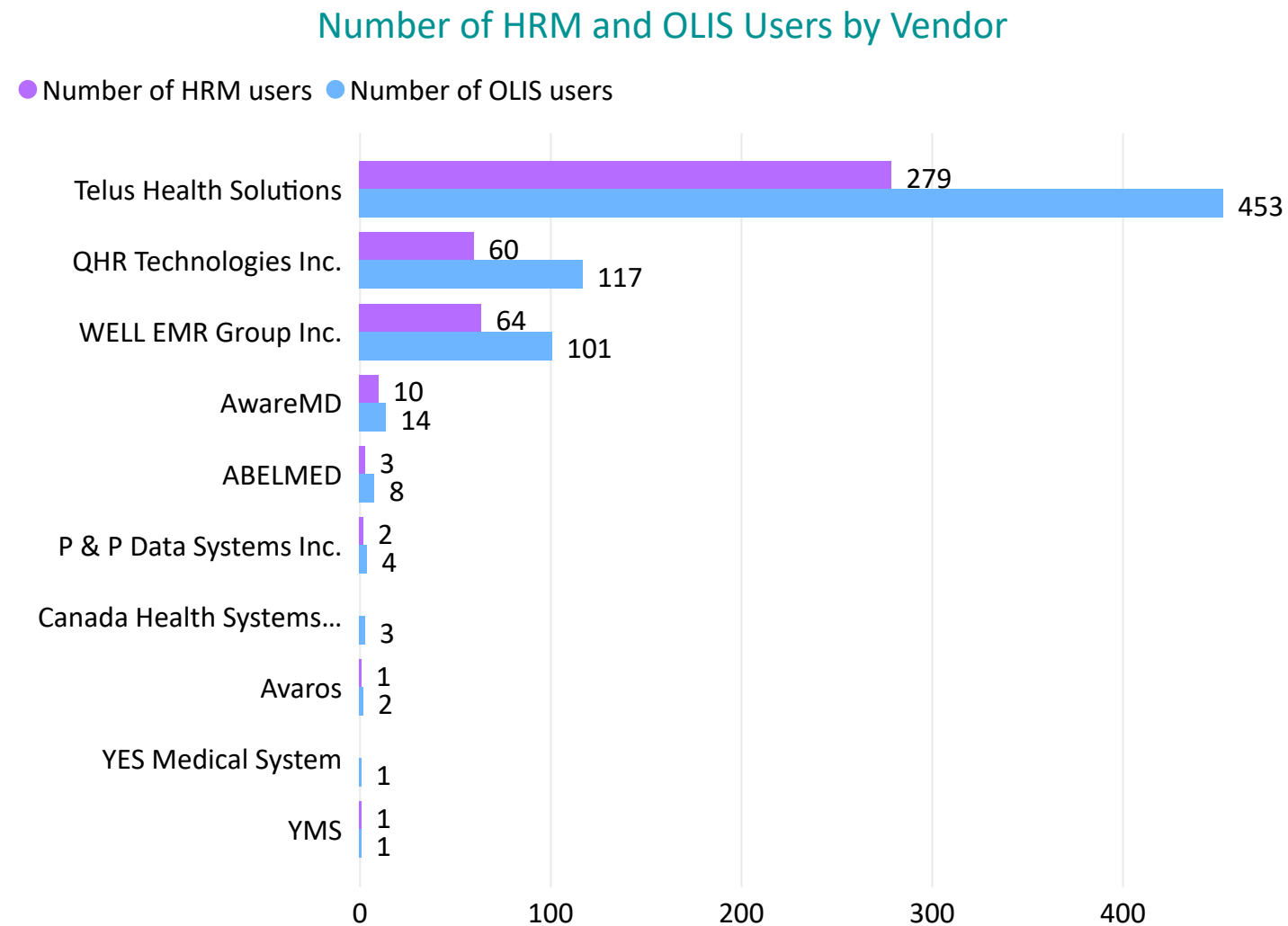


eConsults Sent

May 2021 June 2020 to May 2021 # Sent per 1000



1.10 Appendix J: LHIN 10 - South East



Number of Physicians Live on Dashboard

68 dashboard users

Sending Facility Status

Site	HRM	eNotifications
Brockville General Hospital	Yes	No
Brockville General Hospital – St. Vincent De Paul	Yes	No
Brockville General Hospital – St. Vincent De Paul (Garden St. Site)	Yes	No
Hotel Dieu Hospital - Kingston	Yes	Yes
Kingston General Hospital	Yes	Yes
Lennox and Addington County General Hospital	Yes	No
Perth & Smith Falls District Hospital - Perth Site	Yes	No
Perth & Smith Falls District Hospital - Smiths Falls	Yes	No
Providence Care Hospital	Yes	No
Quinte Healthcare Corp. - Belleville General Hospital	Yes	No
Quinte Healthcare Corp. - North Hastings Hospital (Bancroft)	Yes	No
Quinte Healthcare Corp. - Prince Edward County Memorial Hospital (Picton)	Yes	No
Quinte Healthcare Corp. – Trenton Memorial Hospital	Yes	No
Royal Ottawa Health Care Group - Brockville Mental Health Centre	Yes	No

1.11 Appendix K: LHIN 11 - Champlain

Vendor	General Practitioner	Not Specified	Specialist	Total
Telus Health Solutions	782		174	956
QHR Technologies Inc.	166		174	340
WELL EMR Group Inc.	191	2	64	257
Canada Health Systems Inc.	58		48	106
InputHealth Systems Inc	43	2	30	75
P & P Data Systems Inc.	47		2	49
ABELMED	3		6	9
Alpha Global iT Inc.			1	1
Avaros			1	1
AwareMD			1	1
Total	1290	4	501	1795

EMR Penetration

48.3%

HRM Penetration

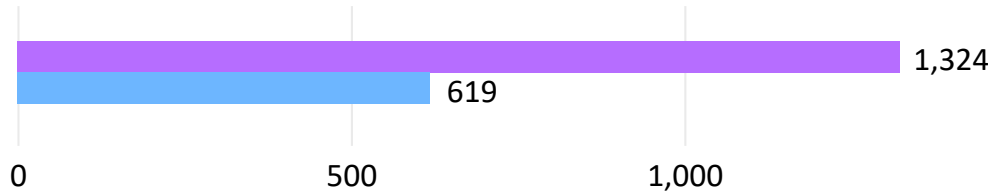
28.0%

OLIS Penetration

51.2%

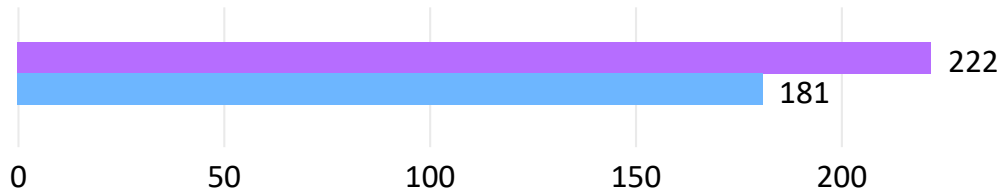
eConsult Penetration

Registered primary care providers Active primary care providers



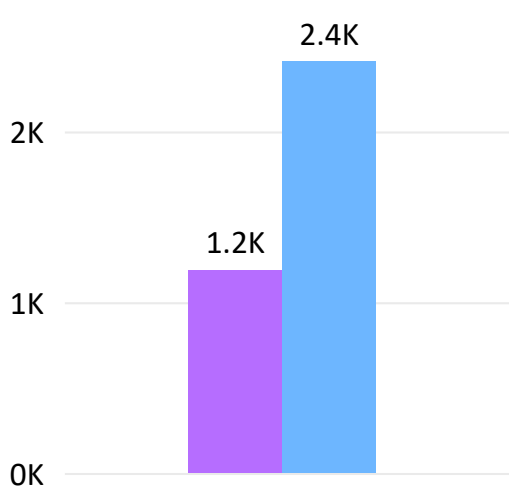
eConsult Penetration

Registered Specialists Active Specialists



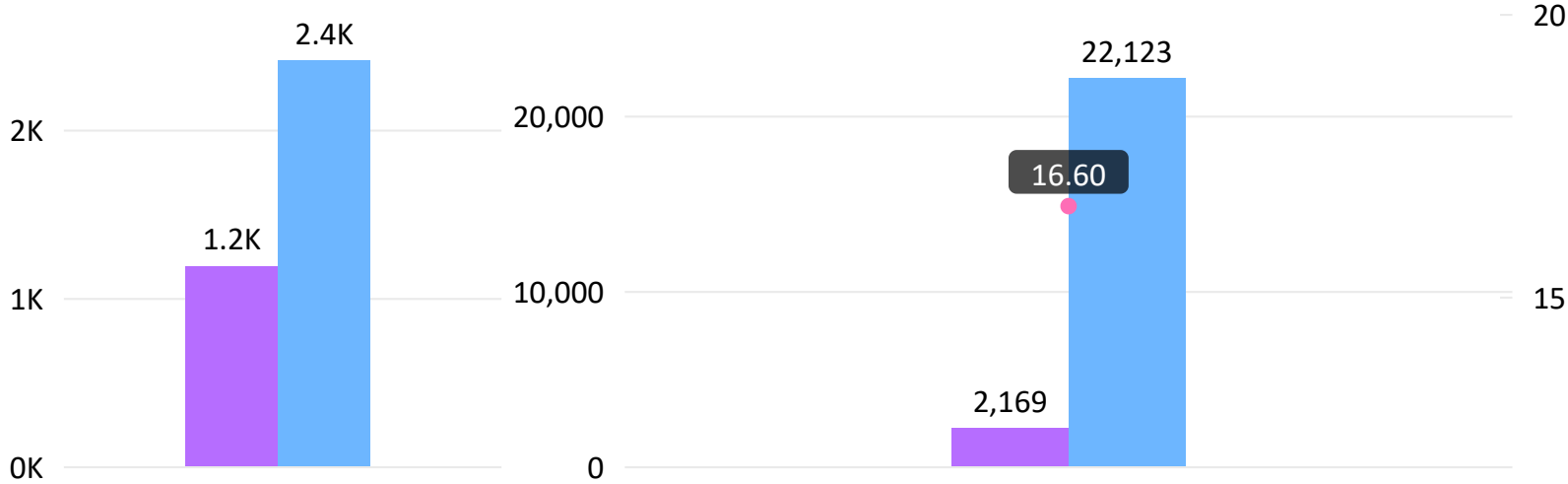
ONE ID Users by Clinicians

Nurse Physician

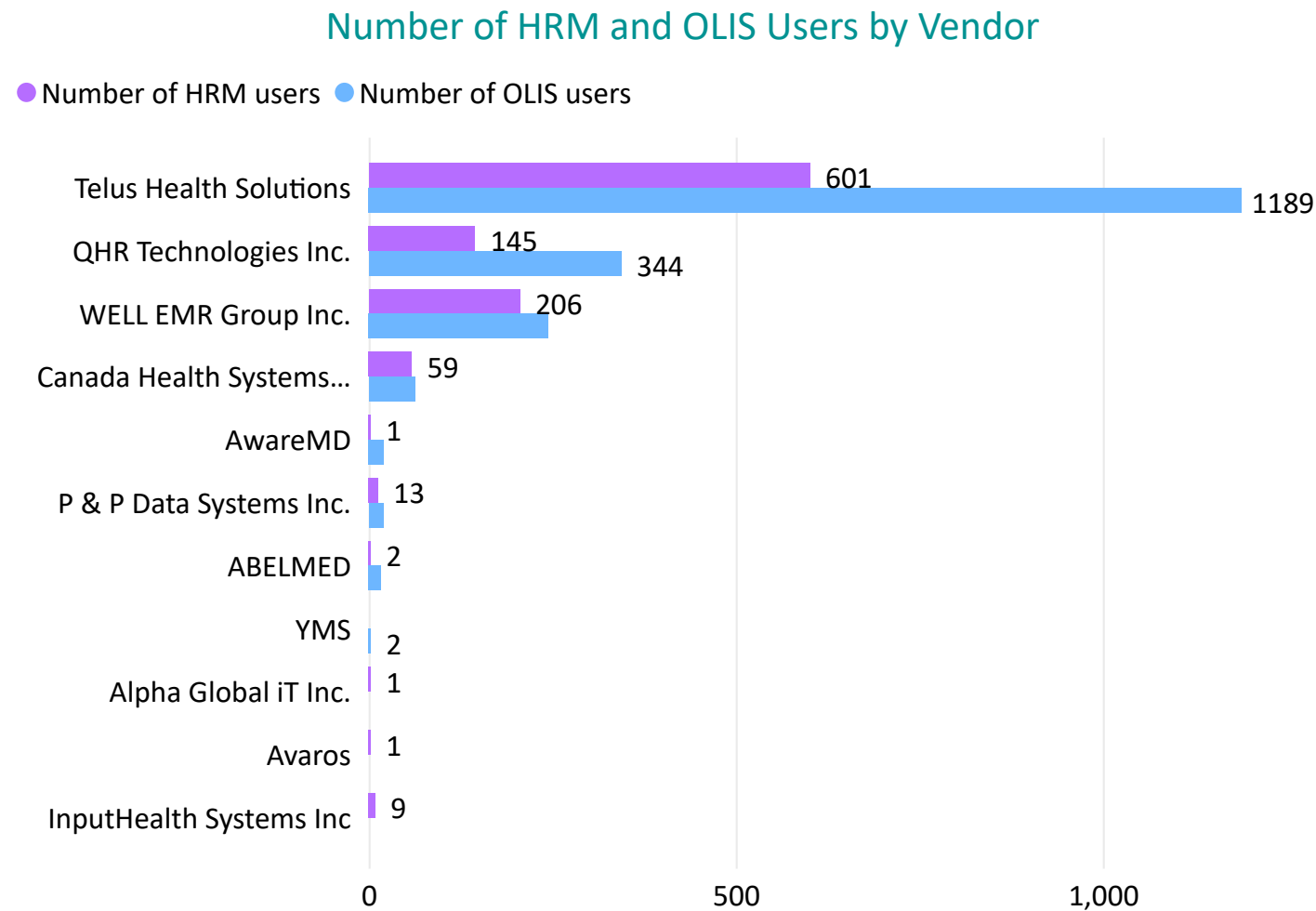


eConsults Sent

May 2021 June 2020 to May 2021 # Sent per 1000



1.11 Appendix K: LHIN 11 - Champlain



Number of Physicians Live on Dashboard

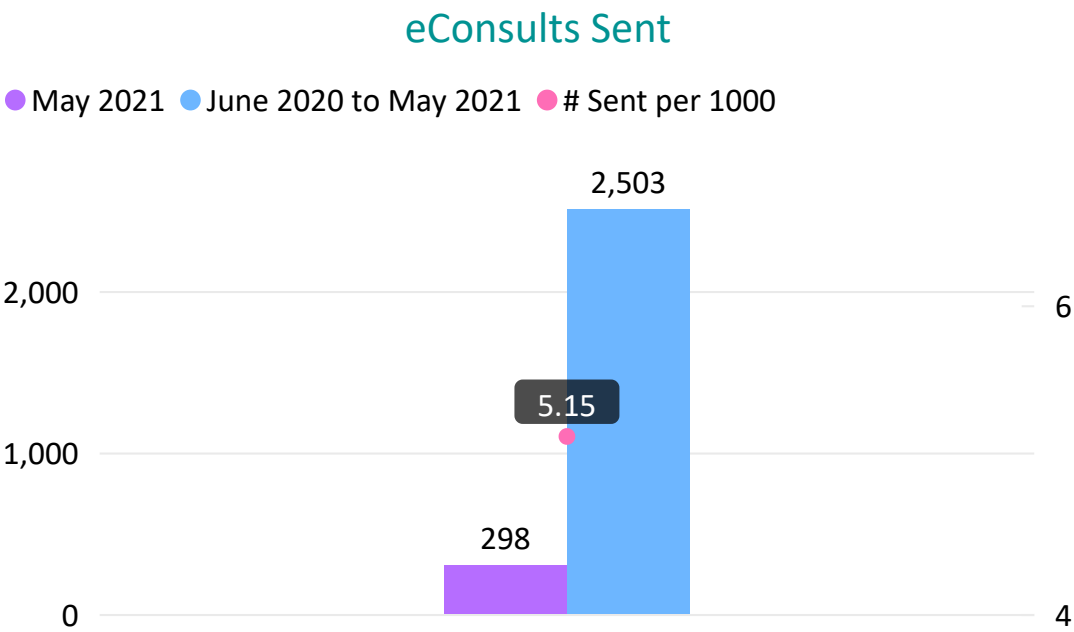
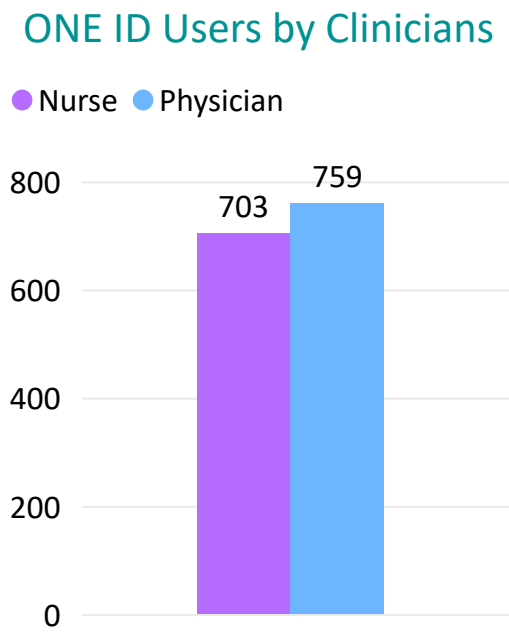
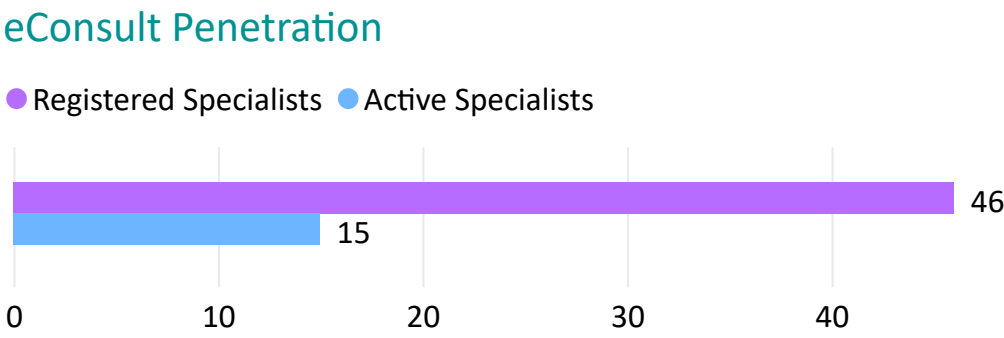
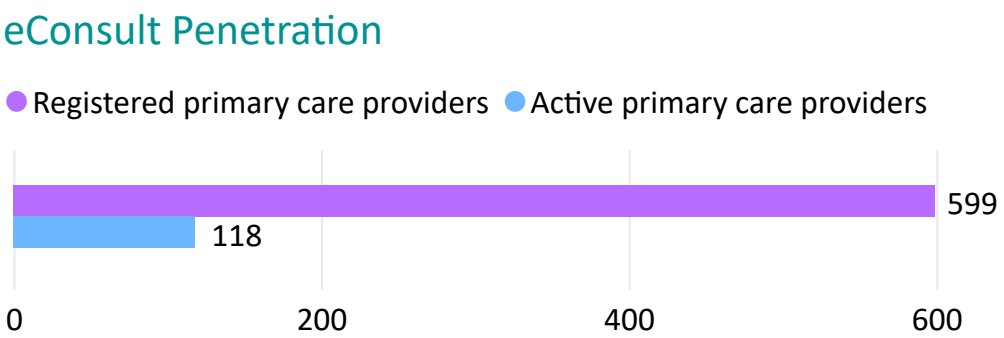
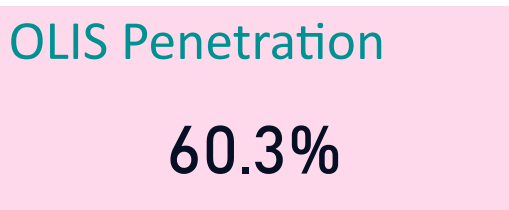
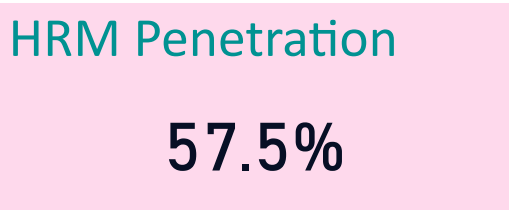
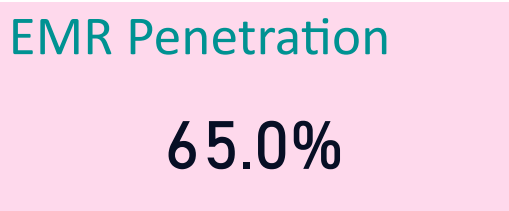
148 dashboard users

Sending Facility Status

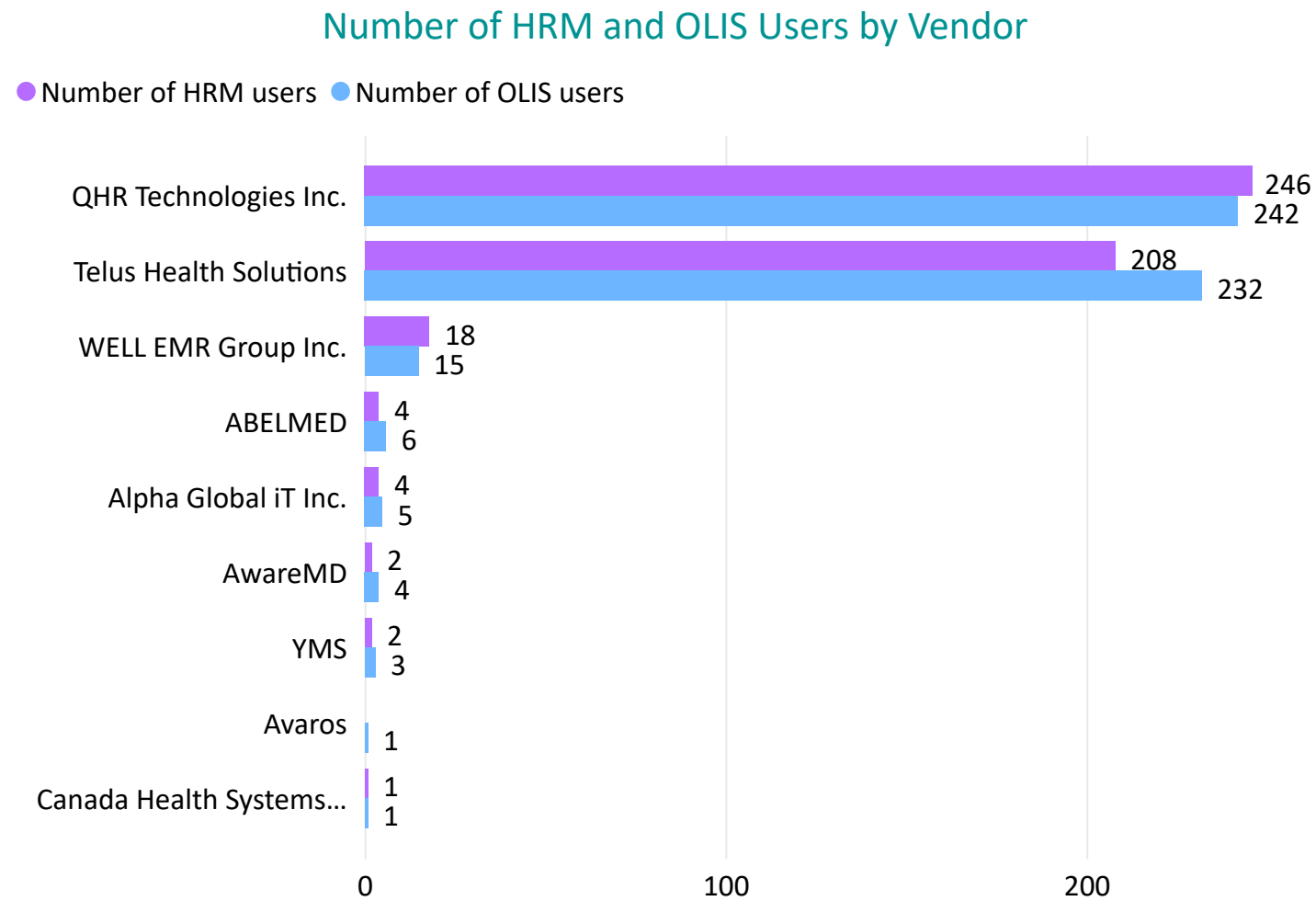
Site	HRM	eNotifications
Almonte General Hospital	Yes	No
Arnprior Regional Health	Yes	Yes
Bruyère Continuing Care Inc. - Élisabeth Bruyère Hospital	No	No
Bruyère Continuing Care Inc. - Saint Vincent Hospital	No	No
Carleton Place and District Memorial Hospital	Yes	Yes
Children's Hospital of Eastern Ontario	Yes	Yes
Cornwall Community Hospital	Yes	Yes
Deep River and District Hospital	Yes	No
Glengarry Memorial Hospital	Yes	Yes
Hawkesbury and District General Hospital	Yes	Yes
Hôpital Montfort	No	Yes
Hotel Dieu Hospital of Cornwall	Yes	No
Kemptville District Hospital	Yes	Yes
Ottawa Hospital (The) - Civic Site	Yes	Yes
Ottawa Hospital (The) - General Site	Yes	Yes
Ottawa Hospital (The) - Riverside Site	Yes	No
Ottawa Hospital (The) -The Rehab Centre	Yes	Yes
Pembroke Regional Hospital Inc.	Yes	Yes
Queensway-Carleton Hospital	Yes	Yes
Renfrew Victoria Hospital	Yes	Yes
Royal Ottawa Health Care Group - Mental Health	No	No
St. Francis Memorial Hospital	Yes	Yes
University of Ottawa Heart Institute	Yes	Yes
Winchester District Memorial Hospital	Yes	Yes

1.12 Appendix L: LHIN 12 - North Simcoe Muskoka

Vendor	General Practitioner	Specialist	Total
QHR Technologies Inc.	194	101	295
Telus Health Solutions	179	48	227
WELL EMR Group Inc.	8	10	18
Alpha Global iT Inc.	3		3
YMS	1	2	3
ABELMED		1	1
Canada Health Systems Inc.	1		1
P & P Data Systems Inc.		1	1
Total	386	163	549



1.12 Appendix L: LHIN 12 - North Simcoe Muskoka



Sending Facility Status

Site	HRM	eNotifications
Collingwood General and Marine Hospital	Yes	No
Georgian Bay General Hospital - Midland Site	Yes	No
Georgian Bay General Hospital - Penetanguishene Site	Yes	No
Muskoka Algonquin Healthcare - Huntsville District Memorial Hospital	Yes	Yes
Muskoka Algonquin Healthcare - South Muskoka Memorial Hospital (Bracebridge)	Yes	Yes
Orillia Soldiers' Memorial Hospital	Yes	Yes
Royal Victoria Regional Health Centre	Yes	Yes
Waypoint Centre for Mental Health Care	Yes	No

Number of Physicians Live on Dashboard

23 dashboard users

1.13 Appendix M: LHIN 13 - North East

Vendor	General Practitioner	Specialist	Total
Telus Health Solutions	271	33	304
QHR Technologies Inc.	52	28	80
WELL EMR Group Inc.	25	1	26
P & P Data Systems Inc.	20	4	24
ABELMED	1	7	8
YMS	5	1	6
Canada Health Systems Inc.	3	1	4
Total	377	75	452

EMR Penetration

41.9%

HRM Penetration

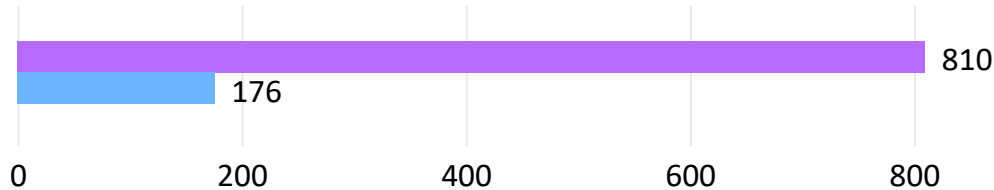
33.8%

OLIS Penetration

55.6%

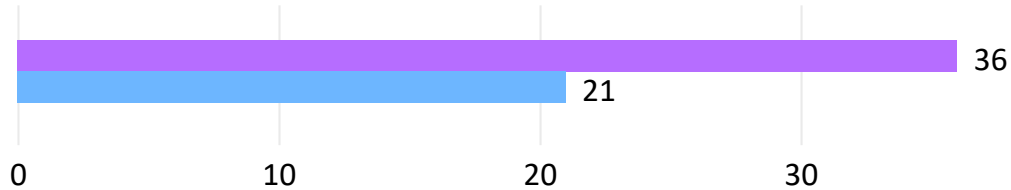
eConsult Penetration

Registered primary care providers Active primary care providers



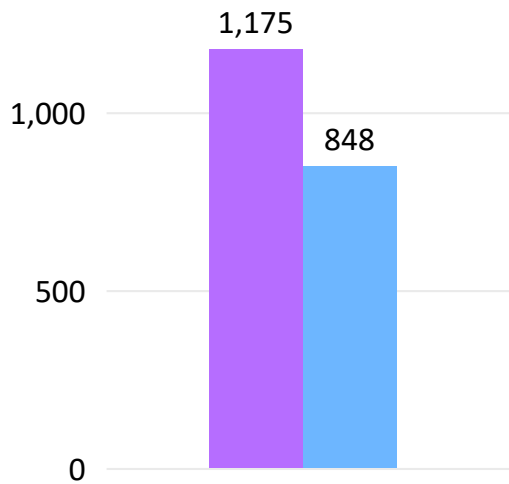
eConsult Penetration

Registered specialists Active specialists



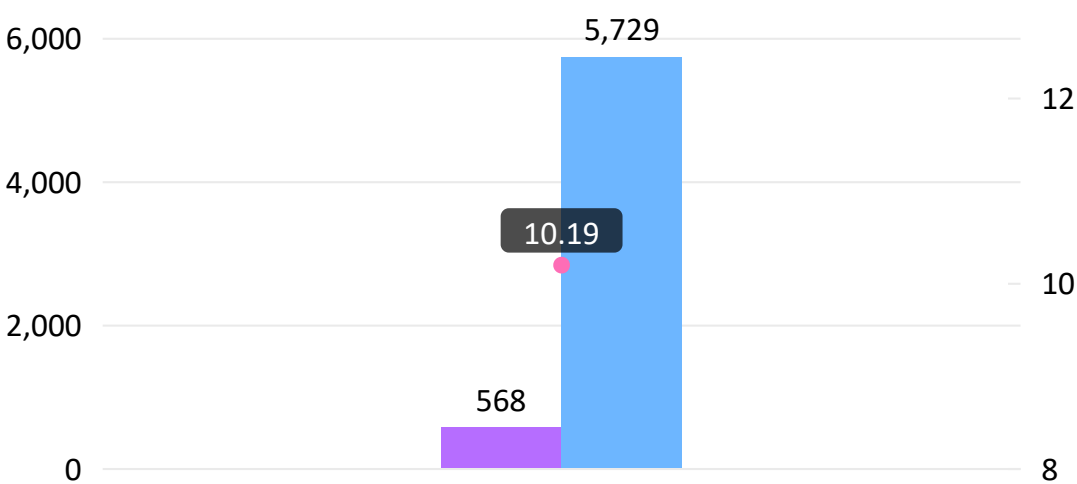
ONE ID Users by Clinicians

Nurse Physician

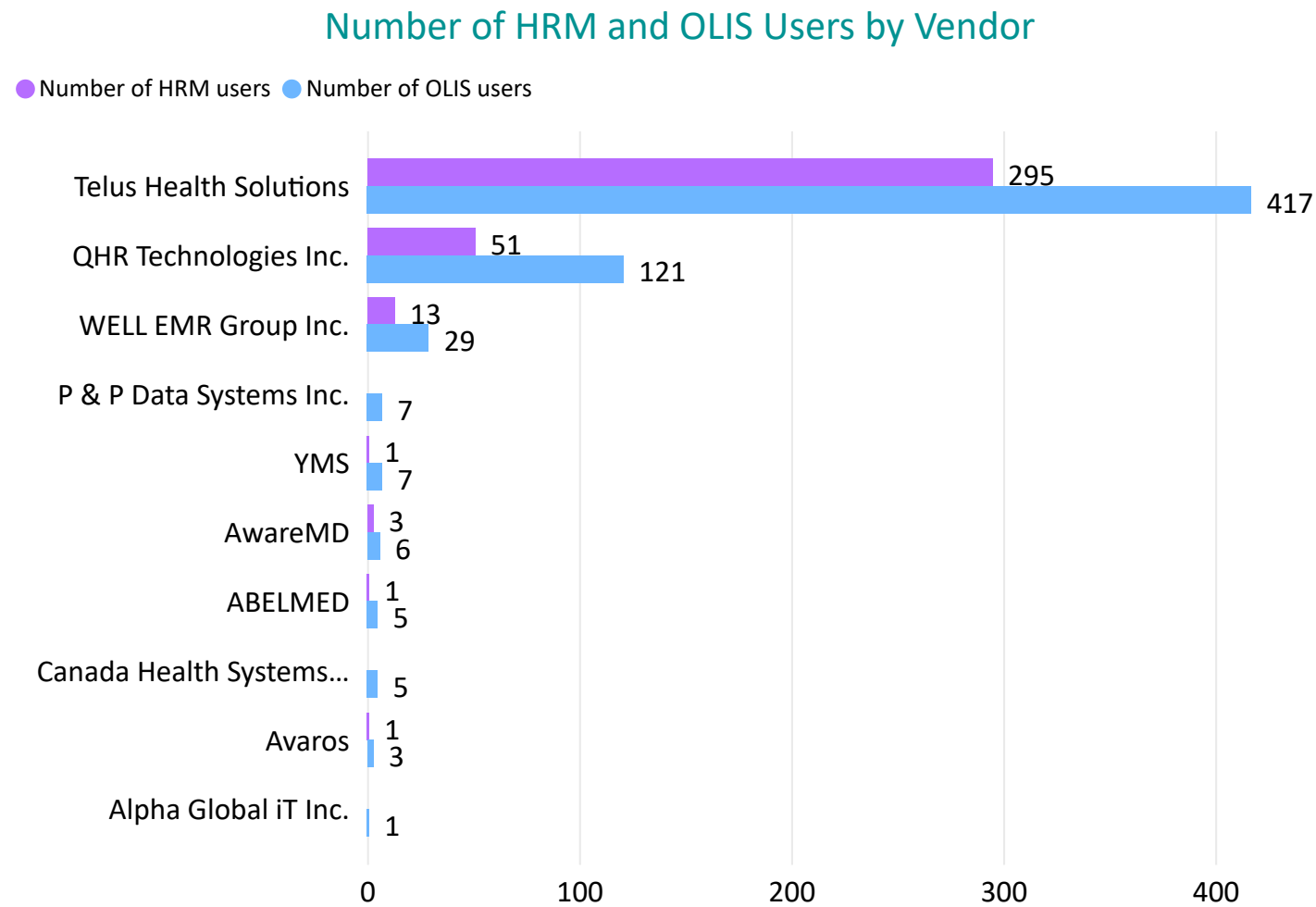


eConsults Sent

May 2021 June 2020 to May 2021 # Sent per 1000



1.13 Appendix M: LHIN 13 - North East



Number of Physicians Live on Dashboard

106 dashboard users

Sending Facility Status

Site	HRM	eNotifications
Anson General Hospital	Yes	Yes
Bingham Memorial Hospital	Yes	Yes
Englehart and District Hospital	Yes	Yes
Espanola General Hospital	Yes	Yes
Health Sciences North - Ramsey Lake Health Centre	Yes	Yes
Health Sciences North - Sudbury Mental Health & Addictions Centre	Yes	Yes
Health Sciences North - Sudbury Outpatient Centre	Yes	Yes
Hôpital Notre Dame Hospital (Hearst)	Yes	Yes
Hornepayne Community Hospital	Yes	Yes
Kirkland and District Hospital	Yes	Yes
Lady Dunn Health Centre	Yes	Yes
Lady Minto Hospital (The)	Yes	Yes
Manitoulin Health Centre - Little Current	Yes	Yes
Manitoulin Health Centre - Mindemoya Unit	Yes	Yes
Mattawa General Hospital	Yes	Yes
North Bay Regional Health Centre	No	Yes
North Bay Regional Health Centre - Kirkwood Place	No	Yes
North Shore Health Network - Blind River Site	Yes	Yes
North Shore Health Network - Richards Landing Site	Yes	Yes
North Shore Health Network - Thessalon Site	Yes	Yes
Sault Area Hospital - Sault Ste Marie	Yes	Yes
Sensenbrenner Hospital (The)	Yes	Yes
Services de Sante de Chapleau Health Services	Yes	Yes
Smooth Rock Falls Hospital	Yes	Yes
St. Joseph's Continuing Care Centre of Sudbury	No	No
St. Joseph's General Hospital - Elliot Lake	Yes	Yes
Temiskaming Hospital	Yes	Yes
Timmins & District General Hospital	Yes	Yes
Weeneebayko Area Health Authority – Attawapiskat Hospital	Yes	Yes
Weeneebayko Area Health Authority - Fort Albany Hospital	Yes	Yes
Weeneebayko Area Health Authority – Moosonee Health Centre	Yes	Yes
Weeneebayko Area Health Authority – Weeneebayko General Hospital (Moose Factory)	Yes	Yes
West Nipissing General Hospital	Yes	Yes
West Parry Sound Health Centre	No	Yes

1.14 Appendix N: LHIN 14 - North West

Vendor	General Practitioner	Specialist	Total
Telus Health Solutions	112	55	167
QHR Technologies Inc.	41	36	77
WELL EMR Group Inc.	43	4	47
Canada Health Systems Inc.	3	3	6
ABELMED		2	2
P & P Data Systems Inc.		2	2
Total	199	102	301

EMR Penetration

60.3%

HRM Penetration

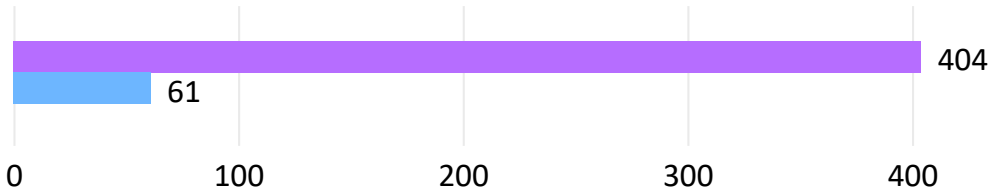
26.4%

OLIS Penetration

49.4%

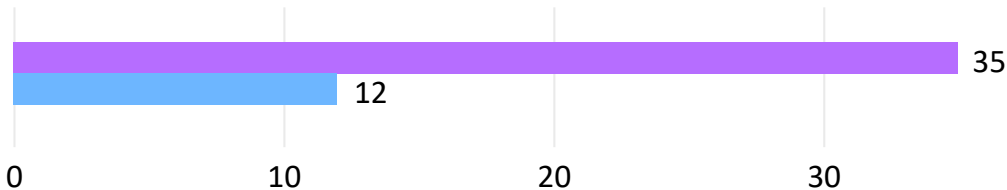
eConsult Penetration

Registered primary care providers Active primary care providers



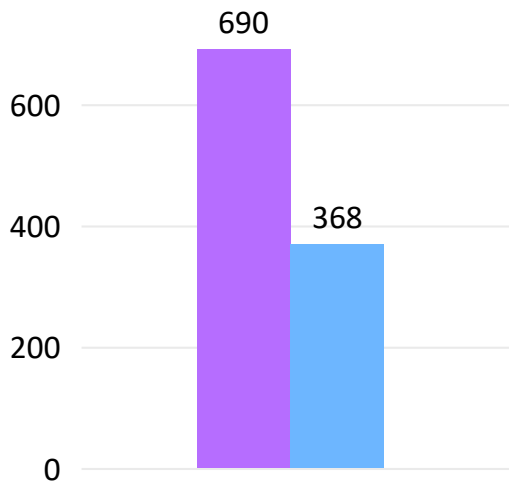
eConsult Penetration

Registered specialists Active specialists



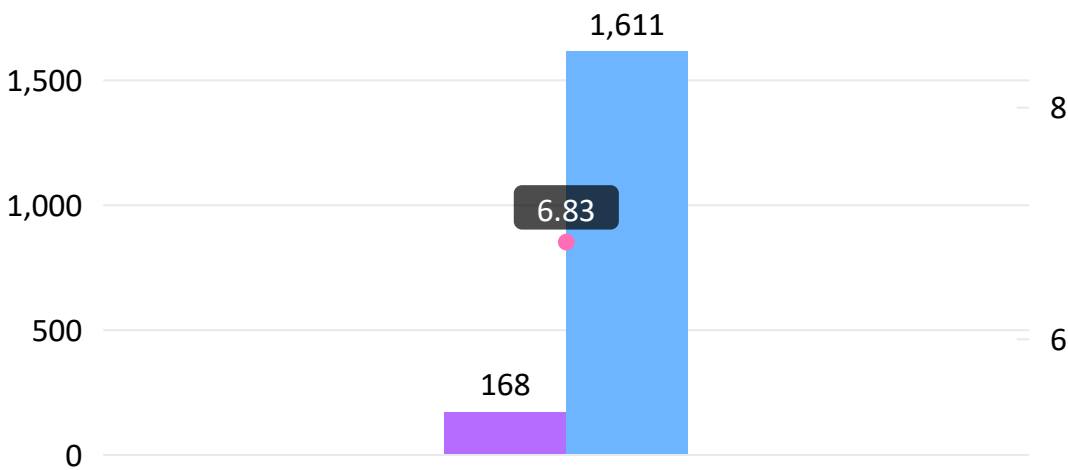
ONE ID Users by Clinicians

Nurse Physician

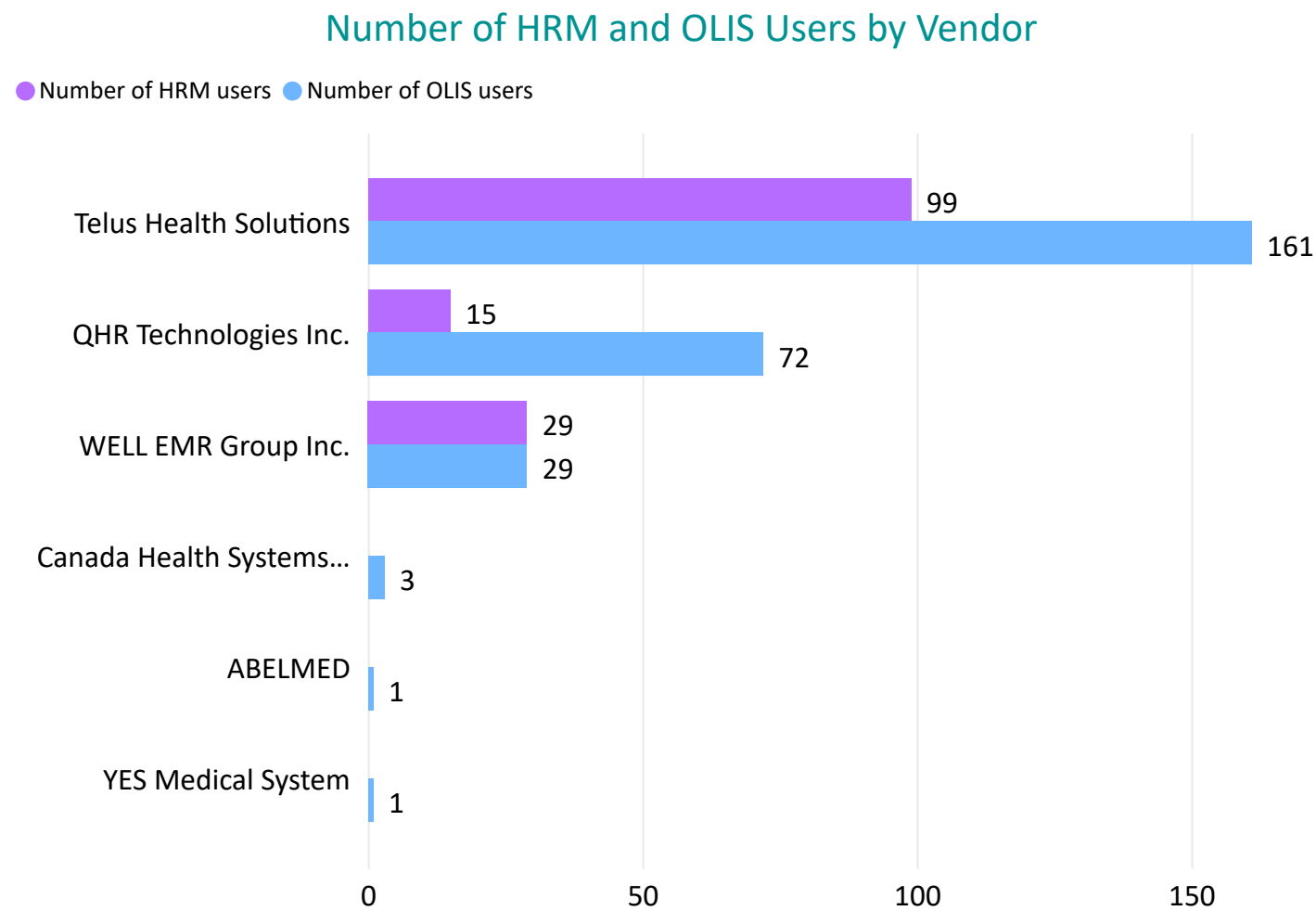


eConsults Sent

May 2021 June 2020 to May 2021 # Sent per 1000



1.14 Appendix N: LHIN 14 - North West



Sending Facility Status

Site	HRM	eNotifications
Atikokan General Hospital	Yes	Yes
Dryden Regional Health Centre	Yes	Yes
Geraldton District Hospital	Yes	Yes
Lake-of-the-Woods District Hospital	Yes	Yes
Manitouwadge General Hospital	Yes	Yes
Nipigon District Memorial Hospital	Yes	Yes
North of Superior Healthcare Group - McCausland Hospital (The)	Yes	Yes
North of Superior Healthcare Group - Wilson Memorial General Hospital	Yes	Yes
Red Lake Margaret Cochenour Memorial Hospital (The)	Yes	Yes
Riverside Health Care - Emo Health Centre	Yes	Yes
Riverside Health Care - La Verendrye Hospital	Yes	Yes
Riverside Health Care - Rainy River Health Centre	Yes	Yes
Sioux Lookout Meno Ya Win Health Centre	Yes	Yes
St. Joseph's Care Group - Lakehead Psychiatric Hospital	Yes	Yes
St. Joseph's Care Group - St Joseph's Hospital	Yes	Yes
Thunder Bay Regional Health Sciences Centre	Yes	Yes

Number of Physicians Live on Dashboard

30 dashboard users